



# EASTER MONDAY RACEDAY

**Castle Combe**

**5th April 2010**



**Results Provided by Timing Solutions Ltd**  
[www.tsl-timing.com](http://www.tsl-timing.com)

# Castle Combe FF1600 Championship

## QUALIFYING - RACE 1 - CLASSIFICATION - AMENDED

POS	NO	CL	NAME	ENTRY	TIME	ON	LAPS	GAP	DIFF	MPH
1	1	A	Ben NORTON	Spectrum 011B	1:12.355	1	7			92.04
2	66	A	Oliver WHITE	Spectrum 011B	1:12.759	10	10	0.404	0.404	91.53
3	49	B	Marcus ALLEN	Swift SC92F	1:13.585	10	10	1.230	0.826	90.50
4	4	A	Andrew JONES	Ray GRS07	1:13.630	1	10	1.275	0.045	90.45
5	22	A	Steven JENSEN	Spectrum 011C	1:13.969	1	8	1.614	0.339	90.03
6	10	A	Thomas BARROW	Mygale SJ00	1:14.078	10	10	1.723	0.109	89.90
7	35	A	Robert HALL	Swift SC10	1:14.486	1	10	2.131	0.408	89.41
8	68	A	Matt HORWOOD	Mygale SJ01	1:14.543	6	6	2.188	0.057	89.34
9	23	B	Nathan WARD	Swift SC95	1:14.593	1	10	2.238	0.050	89.28
10	24	B	David VIVIAN	Swift SC92	1:14.651	8	8	2.296	0.058	89.21
11	90	A	Josh BARNETT	Van Diemen RF00	1:14.664	2	10	2.309	0.013	89.20
12	62	B	Adam HIGGINS	Van Diemen RF90	1:15.267	1	1	2.912	0.603	88.48
13	42	B	Oliver BULL	Swift SC92F	1:15.299	2	7	2.944	0.032	88.44
14	6	A	Roger ORGEE	Van Diemen RF00	1:15.495	1	10	3.140	0.196	88.21
15	72	B	Jonathan HOAD	Van Diemen RF90	1:15.838	2	3	3.483	0.343	87.81
16	2	A	Felix FISHER	Van Diemen RF00	1:16.064	9	9	3.709	0.226	87.55
17	27	B	Shaun MACKLIN	Swift SC92	1:16.266	2	8	3.911	0.202	87.32
18	78	C	Iain HOUSTON	Van Diemen RF89	1:17.130	2	9	4.775	0.864	86.34
19	58	C	Kyle TILLEY	Van Diemen RF87	1:17.136	2	6	4.781	0.006	86.34
20	60	A	Bob HIGGINS	Van Diemen RF01	1:17.373	9	9	5.018	0.237	86.07
21	81	A	Josh FISHER	Van Diemen RF05	1:17.528	7	8	5.173	0.155	85.90
22	43	B	Luke COOPER	Swift SC92	1:17.761	2	10	5.406	0.233	85.64
23	82	A	Ashley CLIFFORD	Mygale SJ01/03	1:17.920	7	8	5.565	0.159	85.47
24	45	A	Steve CHAPMAN	Van Diemen RF02	1:18.283	9	9	5.928	0.363	85.07
25	16	B	Paul JAMES	Swift SC92	1:19.260	2	9	6.905	0.977	84.02
26	15	B	Lloyd HOPES	Swift SC92	1:19.775	1	3	7.420	0.515	83.48
27	40	C	John HALLAM	Van Diemen RF89	1:19.977	9	9	7.622	0.202	83.27
28	70	B	Kelvin FOY	Swift SC93F	1:20.066	9	9	7.711	0.089	83.18
29	74	C	Pete DICCOX	Van Diemen RF89	1:22.140	1	7	9.785	2.074	81.08
30	80	C	Darren HOULDCROFT	Van Diemen RF88	1:22.741	7	7	10.386	0.601	80.49
31	25	A	Pedro FERREIRA	Swift SC99	1:23.631	8	9	11.276	0.890	79.63
32	38	C	Ben SCRIVENS	Van Diemen RF84	1:25.192	1	9	12.837	1.561	78.17
33	61	B	Richard HIGGINS	Van Diemen RF94	1:26.125	8	9	13.770	0.933	77.32
34	63	A	Claudio VIVEIROS	Van Diemen RF99	1:28.004	9	9	15.649	1.879	75.67
35	84	C	Stephen BRACEGIRDLE	Van Diemen RF88	1:29.345	7	7	16.990	1.341	74.54

Weather / Track : Cloudy / Dry

These results are provisional until the conclusion of any judicial and technical matters.

Castle Combe  
Circuit Length = 1.8500 miles  
Start: 08:44 End: 09:01

Clerk of Course :		Timekeeper :
-------------------	--	--------------

# Castle Combe FF1600 Championship

## QUALIFYING - RACE 1 - LAP ANALYSIS

<b>1</b>	<b>Ben NORTON</b>		A Spectrum 011B				
1 -	1:12.355		<b>8:48:00.959</b>	5 -	1:19.717	+ 7.362	8:58:21.316
2 -	1:12.852	+ 0.497	8:49:13.811	6 -	1:15.812	+ 3.457	8:59:37.128
3 -	1:30.718 P	+ 18.363	8:50:44.529	7 -	1:16.198	+ 3.843	9:00:53.326
4 -	6:17.070	+ 5:04.715	8:57:01.599				
<b>2</b>	<b>Felix FISHER</b>		A Van Diemen RF00				
1 -	1:18.588	+ 2.524	8:49:09.166	6 -	2:12.489	+ 56.425	8:56:38.419
2 -	1:21.953	+ 5.889	8:50:31.119	7 -	1:16.807	+ 0.743	8:57:55.226
3 -	1:18.949	+ 2.885	8:51:50.068	8 -	1:17.339	+ 1.275	8:59:12.565
4 -	1:19.019	+ 2.955	8:53:09.087	9 -	<b>1:16.064</b>		<b>9:00:28.629</b>
5 -	1:16.843	+ 0.779	8:54:25.930				
<b>4</b>	<b>Andrew JONES</b>		A Ray GRS07				
1 -	1:13.630		<b>8:47:36.484</b>	6 -	1:17.374	+ 3.744	8:54:12.486
2 -	1:18.454	+ 4.824	8:48:54.938	7 -	2:16.294	+ 1:02.664	8:56:28.780
3 -	1:22.830	+ 9.200	8:50:17.768	8 -	1:20.964	+ 7.334	8:57:49.744
4 -	1:19.308	+ 5.678	8:51:37.076	9 -	1:17.371	+ 3.741	8:59:07.115
5 -	1:18.036	+ 4.406	8:52:55.112	10 -	1:14.224	+ 0.594	9:00:21.339
<b>6</b>	<b>Roger ORGEE</b>		A Van Diemen RF00				
1 -	1:15.495		<b>8:47:36.154</b>	6 -	1:18.602	+ 3.107	8:54:18.063
2 -	1:19.100	+ 3.605	8:48:55.254	7 -	2:18.533	+ 1:03.038	8:56:36.596
3 -	1:24.277	+ 8.782	8:50:19.531	8 -	1:22.578	+ 7.083	8:57:59.174
4 -	1:20.153	+ 4.658	8:51:39.684	9 -	1:16.111	+ 0.616	8:59:15.285
5 -	1:19.777	+ 4.282	8:52:59.461	10 -	1:15.804	+ 0.309	9:00:31.089
<b>10</b>	<b>Thomas BARROW</b>		A Mygale SJ00				
1 -	1:14.573	+ 0.495	8:47:42.889	6 -	1:17.462	+ 3.384	8:54:13.203
2 -	1:14.194	+ 0.116	8:48:57.083	7 -	2:18.557	+ 1:04.479	8:56:31.760
3 -	1:22.817	+ 8.739	8:50:19.900	8 -	1:18.536	+ 4.458	8:57:50.296
4 -	1:18.184	+ 4.106	8:51:38.084	9 -	1:17.741	+ 3.663	8:59:08.037
5 -	1:17.657	+ 3.579	8:52:55.741	10 -	<b>1:14.078</b>		<b>9:00:22.115</b>
<b>15</b>	<b>Lloyd HOPES</b>		B Swift SC92				
1 -	1:19.775		<b>8:48:30.184</b>	3 -	1:23.144	+ 3.369	8:51:16.845
2 -	1:23.517	+ 3.742	8:49:53.701				
<b>16</b>	<b>Paul JAMES</b>		B Swift SC92				
1 -	1:20.865	+ 1.605	8:48:28.417	6 -	2:24.212	+ 1:04.952	8:56:26.675
2 -	1:19.260		<b>8:49:47.677</b>	7 -	1:26.769	+ 7.509	8:57:53.444
3 -	1:19.879	+ 0.619	8:51:07.556	8 -	1:22.395	+ 3.135	8:59:15.839
4 -	1:30.933	+ 11.673	8:52:38.489	9 -	1:21.858	+ 2.598	9:00:37.697
5 -	1:23.974	+ 4.714	8:54:02.463				
<b>22</b>	<b>Steven JENSEN</b>		A Spectrum 011C				
1 -	1:13.969		<b>8:47:28.624</b>	5 -	2:16.523	+ 1:02.554	8:56:38.898
2 -	1:18.237	+ 4.268	8:48:46.861	6 -	1:19.574	+ 5.605	8:57:58.472
3 -	1:43.359 P	+ 29.390	8:50:30.220	7 -	1:15.174	+ 1.205	8:59:13.646
4 -	3:52.155	+ 2:38.186	8:54:22.375	8 -	1:15.233	+ 1.264	9:00:28.879
<b>23</b>	<b>Nathan WARD</b>		B Swift SC95				
1 -	1:14.593		<b>8:47:40.107</b>	6 -	1:20.310	+ 5.717	8:54:17.855
2 -	1:16.488	+ 1.895	8:48:56.595	7 -	2:18.038	+ 1:03.445	8:56:35.893
3 -	1:25.934	+ 11.341	8:50:22.529	8 -	1:59.830	+ 45.237	8:58:35.723
4 -	1:18.592	+ 3.999	8:51:41.121	9 -	1:17.116	+ 2.523	8:59:52.839
5 -	1:16.424	+ 1.831	8:52:57.545	10 -	1:14.672	+ 0.079	9:01:07.511
<b>24</b>	<b>David VIVIAN</b>		B Swift SC92				
1 -	1:21.153	+ 6.502	8:47:50.814	5 -	4:17.484	+ 3:02.833	8:56:18.597
2 -	1:22.056	+ 7.405	8:49:12.870	6 -	1:16.929	+ 2.278	8:57:35.526
3 -	1:17.233	+ 2.582	8:50:30.103	7 -	1:14.819	+ 0.168	8:58:50.345
4 -	1:31.010 P	+ 16.359	8:52:01.113	8 -	<b>1:14.651</b>		<b>9:00:04.996</b>

Castle Combe  
Circuit Length = 1.8500 miles  
Start: 08:44 End: 09:01

Weather / Track : Cloudy / Dry

# Castle Combe FF1600 Championship

## QUALIFYING - RACE 1 - LAP ANALYSIS

<b>25</b>	<b>Pedro FERREIRA</b>		A Swift SC99				
1 -	1:25.076	+ 1.445	8:48:47.393	6 -	1:59.065	+ 35.434	8:56:52.934
2 -	1:43.594	+ 19.963	8:50:30.987	7 -	1:28.358	+ 4.727	8:58:21.292
3 -	1:26.658	+ 3.027	8:51:57.645	8 -	<b>1:23.631</b>		<b>8:59:44.923</b>
4 -	1:26.616	+ 2.985	8:53:24.261	9 -	1:23.952	+ 0.321	9:01:08.875
5 -	1:29.608	+ 5.977	8:54:53.869				
<b>27</b>	<b>Shaun MACKLIN</b>		B Swift SC92				
1 -	1:21.177	+ 4.911	8:48:09.242	5 -	1:19.903	+ 3.637	8:53:29.393
2 -	<b>1:16.266</b>		<b>8:49:25.508</b>	6 -	1:41.875 P	+ 25.609	8:55:11.268
3 -	1:17.014	+ 0.748	8:50:42.522	7 -	3:32.505	+ 2:16.239	8:58:43.773
4 -	1:26.968	+ 10.702	8:52:09.490	8 -	1:17.700	+ 1.434	9:00:01.473
<b>35</b>	<b>Robert HALL</b>		A Swift SC10				
1 -	<b>1:14.486</b>		<b>8:47:35.533</b>	6 -	1:17.537	+ 3.051	8:54:14.780
2 -	1:17.672	+ 3.186	8:48:53.205	7 -	2:17.269	+ 1:02.783	8:56:32.049
3 -	1:25.487	+ 11.001	8:50:18.692	8 -	1:17.299	+ 2.813	8:57:49.348
4 -	1:19.686	+ 5.200	8:51:38.378	9 -	1:17.027	+ 2.541	8:59:06.375
5 -	1:18.865	+ 4.379	8:52:57.243	10 -	1:15.271	+ 0.785	9:00:21.646
<b>38</b>	<b>Ben SCRIVENS</b>		C Van Diemen RF84				
1 -	<b>1:25.192</b>		<b>8:48:29.299</b>	6 -	2:15.149	+ 49.957	8:56:40.336
2 -	1:25.901	+ 0.709	8:49:55.200	7 -	1:26.829	+ 1.637	8:58:07.165
3 -	1:32.858	+ 7.666	8:51:28.058	8 -	1:27.001	+ 1.809	8:59:34.166
4 -	1:31.777	+ 6.585	8:52:59.835	9 -	1:27.944	+ 2.752	9:01:02.110
5 -	1:25.352	+ 0.160	8:54:25.187				
<b>40</b>	<b>John HALLAM</b>		C Van Diemen RF89				
1 -	1:20.170	+ 0.193	8:48:40.783	6 -	2:01.212	+ 41.235	8:56:45.579
2 -	1:30.421	+ 10.444	8:50:11.204	7 -	1:24.839	+ 4.862	8:58:10.418
3 -	1:33.340	+ 13.363	8:51:44.544	8 -	1:22.851	+ 2.874	8:59:33.269
4 -	1:32.614	+ 12.637	8:53:17.158	9 -	<b>1:19.977</b>		<b>9:00:53.246</b>
5 -	1:27.209	+ 7.232	8:54:44.367				
<b>42</b>	<b>Oliver BULL</b>		B Swift SC92F				
1 -	1:15.332	+ 0.033	8:47:54.157	5 -	1:20.943	+ 5.644	8:53:11.740
2 -	<b>1:15.299</b>		<b>8:49:09.456</b>	6 -	1:20.547	+ 5.248	8:54:32.287
3 -	1:20.880	+ 5.581	8:50:30.336	7 -	2:28.696 P	+ 1:13.397	8:57:00.983
4 -	1:20.461	+ 5.162	8:51:50.797				
<b>43</b>	<b>Luke COOPER</b>		B Swift SC92				
1 -	1:18.540	+ 0.779	8:47:56.348	6 -	1:23.790	+ 6.029	8:54:45.712
2 -	<b>1:17.761</b>		<b>8:49:14.109</b>	7 -	2:00.346	+ 42.585	8:56:46.058
3 -	1:21.635	+ 3.874	8:50:35.744	8 -	1:22.478	+ 4.717	8:58:08.536
4 -	1:22.760	+ 4.999	8:51:58.504	9 -	1:20.665	+ 2.904	8:59:29.201
5 -	1:23.418	+ 5.657	8:53:21.922	10 -	1:18.380	+ 0.619	9:00:47.581
<b>45</b>	<b>Steve CHAPMAN</b>		A Van Diemen RF02				
1 -	1:20.430	+ 2.147	8:48:16.571	6 -	2:19.118	+ 1:00.835	8:56:33.924
2 -	1:47.243	+ 28.960	8:50:03.814	7 -	1:19.861	+ 1.578	8:57:53.785
3 -	1:29.411	+ 11.128	8:51:33.225	8 -	1:18.312	+ 0.029	8:59:12.097
4 -	1:21.631	+ 3.348	8:52:54.856	9 -	<b>1:18.283</b>		<b>9:00:30.380</b>
5 -	1:19.950	+ 1.667	8:54:14.806				
<b>49</b>	<b>Marcus ALLEN</b>		B Swift SC92F				
1 -	1:13.981	+ 0.396	8:47:33.407	6 -	1:15.453	+ 1.868	8:53:58.202
2 -	1:17.542	+ 3.957	8:48:50.949	7 -	2:23.228	+ 1:09.643	8:56:21.430
3 -	1:17.727	+ 4.142	8:50:08.676	8 -	1:16.937	+ 3.352	8:57:38.367
4 -	1:16.959	+ 3.374	8:51:25.635	9 -	1:14.106	+ 0.521	8:58:52.473
5 -	1:17.114	+ 3.529	8:52:42.749	10 -	<b>1:13.585</b>		<b>9:00:06.058</b>
<b>58</b>	<b>Kyle TILLEY</b>		C Van Diemen RF87				
1 -	1:18.526	+ 1.390	8:47:43.513	4 -	1:21.970	+ 4.834	8:51:49.876

Castle Combe  
Circuit Length = 1.8500 miles  
Start: 08:44 End: 09:01

Weather / Track : Cloudy / Dry

# Castle Combe FF1600 Championship

## QUALIFYING - RACE 1 - LAP ANALYSIS

2 -	1:17.136		<b>8:49:00.649</b>	5 -	1:23.844	+ 6.708	8:53:13.720
3 -	1:27.257	+ 10.121	8:50:27.906	6 -	1:36.122 P	+ 18.986	8:54:49.842
<b>60</b>	<b>Bob HIGGINS</b>		A	Van Diemen RF01			
1 -	1:32.231	+ 14.858	8:48:54.661	6 -	2:19.050	+ 1:01.677	8:56:34.210
2 -	1:22.218	+ 4.845	8:50:16.879	7 -	1:18.282	+ 0.909	8:57:52.492
3 -	1:18.685	+ 1.312	8:51:35.564	8 -	1:18.265	+ 0.892	8:59:10.757
4 -	1:18.574	+ 1.201	8:52:54.138	9 -	<b>1:17.373</b>		<b>9:00:28.130</b>
5 -	1:21.022	+ 3.649	8:54:15.160				
<b>61</b>	<b>Richard HIGGINS</b>		B	Van Diemen RF94			
1 -	1:29.684	+ 3.559	8:48:49.551	6 -	2:02.643	+ 36.518	8:56:41.605
2 -	1:29.612	+ 3.487	8:50:19.163	7 -	1:27.412	+ 1.287	8:58:09.017
3 -	1:26.545	+ 0.420	8:51:45.708	8 -	<b>1:26.125</b>		<b>8:59:35.142</b>
4 -	1:26.932	+ 0.807	8:53:12.640	9 -	1:27.113	+ 0.988	9:01:02.255
5 -	1:26.322	+ 0.197	8:54:38.962				
<b>62</b>	<b>Adam HIGGINS</b>		B	Van Diemen RF90			
1 -	<b>1:15.267</b>		<b>8:48:19.339</b>				
<b>63</b>	<b>Claudio VIVEIROS</b>		A	Van Diemen RF99			
1 -	1:32.550	+ 4.546	8:48:56.088	6 -	1:44.268	+ 16.264	8:56:54.992
2 -	1:31.679	+ 3.675	8:50:27.767	7 -	1:31.083	+ 3.079	8:58:26.075
3 -	1:30.551	+ 2.547	8:51:58.318	8 -	1:28.646	+ 0.642	8:59:54.721
4 -	1:32.482	+ 4.478	8:53:30.800	9 -	<b>1:28.004</b>		<b>9:01:22.725</b>
5 -	1:39.924	+ 11.920	8:55:10.724				
<b>66</b>	<b>Oliver WHITE</b>		A	Spectrum 011B			
1 -	1:13.192	+ 0.433	8:47:37.273	6 -	1:14.951	+ 2.192	8:54:05.419
2 -	1:18.564	+ 5.805	8:48:55.837	7 -	2:20.089	+ 1:07.330	8:56:25.508
3 -	1:20.435	+ 7.676	8:50:16.272	8 -	1:16.422	+ 3.663	8:57:41.930
4 -	1:17.053	+ 4.294	8:51:33.325	9 -	1:13.571	+ 0.812	8:58:55.501
5 -	1:17.143	+ 4.384	8:52:50.468	10 -	<b>1:12.759</b>		<b>9:00:08.260</b>
<b>68</b>	<b>Matt HORWOOD</b>		A	Mygale SJ01			
1 -	1:42.003 P	+ 27.460	8:50:39.528	4 -	1:16.686	+ 2.143	8:57:35.147
2 -	2:57.622	+ 1:43.079	8:53:37.150	5 -	1:15.011	+ 0.468	8:58:50.158
3 -	2:41.311	+ 1:26.768	8:56:18.461	6 -	<b>1:14.543</b>		<b>9:00:04.701</b>
<b>70</b>	<b>Kelvin FOY</b>		B	Swift SC93F			
1 -	1:20.141	+ 0.075	8:48:19.217	6 -	2:27.674	+ 1:07.608	8:56:21.318
2 -	1:21.055	+ 0.989	8:49:40.272	7 -	1:25.529	+ 5.463	8:57:46.847
3 -	1:22.263	+ 2.197	8:51:02.535	8 -	1:21.498	+ 1.432	8:59:08.345
4 -	1:24.836	+ 4.770	8:52:27.371	9 -	<b>1:20.066</b>		<b>9:00:28.411</b>
5 -	1:26.273	+ 6.207	8:53:53.644				
<b>72</b>	<b>Jonathan HOAD</b>		B	Van Diemen RF90			
1 -	1:16.855	+ 1.017	8:48:15.335	3 -	1:44.924 P	+ 29.086	8:51:16.097
2 -	<b>1:15.838</b>		<b>8:49:31.173</b>				
<b>74</b>	<b>Pete DICCOX</b>		C	Van Diemen RF89			
1 -	<b>1:22.140</b>		<b>8:50:40.804</b>	5 -	1:27.250	+ 5.110	8:57:47.410
2 -	1:29.552	+ 7.412	8:52:10.356	6 -	1:27.899	+ 5.759	8:59:15.309
3 -	1:27.940	+ 5.800	8:53:38.296	7 -	1:26.270	+ 4.130	9:00:41.579
4 -	2:41.864	+ 1:19.724	8:56:20.160				
<b>78</b>	<b>Iain HOUSTON</b>		C	Van Diemen RF89			
1 -	1:17.872	+ 0.742	8:48:12.124	6 -	2:30.047	+ 1:12.917	8:56:25.511
2 -	<b>1:17.130</b>		<b>8:49:29.254</b>	7 -	1:22.069	+ 4.939	8:57:47.580
3 -	1:20.317	+ 3.187	8:50:49.571	8 -	1:23.050	+ 5.920	8:59:10.630
4 -	1:25.358	+ 8.228	8:52:14.929	9 -	1:20.343	+ 3.213	9:00:30.973
5 -	1:40.535	+ 23.405	8:53:55.464				

Castle Combe  
Circuit Length = 1.8500 miles  
Start: 08:44 End: 09:01

Weather / Track : Cloudy / Dry

# Castle Combe FF1600 Championship

## QUALIFYING - RACE 1 - LAP ANALYSIS

<b>80</b>	<b>Darren HOULDCROFT</b>		C Van Diemen RF88				
1 -	1:29.983	+ 7.242	8:48:54.933	5 -	2:03.726	+ 40.985	8:56:43.886
2 -	1:33.776	+ 11.035	8:50:28.709	6 -	1:24.324	+ 1.583	8:58:08.210
3 -	1:57.138 P	+ 34.397	8:52:25.847	7 -	<b>1:22.741</b>		<b>8:59:30.951</b>
4 -	2:14.313	+ 51.572	8:54:40.160				
<b>81</b>	<b>Josh FISHER</b>		A Van Diemen RF05				
1 -	1:18.208	+ 0.680	8:50:47.229	5 -	2:04.450	+ 46.922	8:56:52.003
2 -	1:20.737	+ 3.209	8:52:07.966	6 -	1:32.430	+ 14.902	8:58:24.433
3 -	1:19.674	+ 2.146	8:53:27.640	7 -	<b>1:17.528</b>		<b>8:59:41.961</b>
4 -	1:19.913	+ 2.385	8:54:47.553	8 -	1:17.616	+ 0.088	9:00:59.577
<b>82</b>	<b>Ashley CLIFFORD</b>		A Mygale SJ01/03				
1 -	1:18.731	+ 0.811	8:48:35.643	5 -	3:44.088	+ 2:26.168	8:56:58.867
2 -	1:19.557	+ 1.637	8:49:55.200	6 -	1:20.713	+ 2.793	8:58:19.580
3 -	1:23.876	+ 5.956	8:51:19.076	7 -	<b>1:17.920</b>		<b>8:59:37.500</b>
4 -	1:55.703 P	+ 37.783	8:53:14.779	8 -	1:18.451	+ 0.531	9:00:55.951
<b>84</b>	<b>Stephen BRACEGIRDLE</b>		C Van Diemen RF88				
1 -	1:38.300	+ 8.955	8:50:37.710	5 -	1:35.422	+ 6.077	8:58:00.723
2 -	1:37.435	+ 8.090	8:52:15.145	6 -	1:31.592	+ 2.247	8:59:32.315
3 -	1:38.618	+ 9.273	8:53:53.763	7 -	<b>1:29.345</b>		<b>9:01:01.660</b>
4 -	2:31.538	+ 1:02.193	8:56:25.301				
<b>90</b>	<b>Josh BARNETT</b>		A Van Diemen RF00				
1 -	1:15.192	+ 0.528	8:48:08.507	6 -	1:23.649	+ 8.985	8:54:45.050
2 -	<b>1:14.664</b>		<b>8:49:23.171</b>	7 -	2:00.524	+ 45.860	8:56:45.574
3 -	1:17.416	+ 2.752	8:50:40.587	8 -	1:21.738	+ 7.074	8:58:07.312
4 -	1:19.898	+ 5.234	8:52:00.485	9 -	1:17.508	+ 2.844	8:59:24.820
5 -	1:20.916	+ 6.252	8:53:21.401	10 -	1:15.636	+ 0.972	9:00:40.456

# Castle Combe FF1600 Championship

## RACE 1 - GRID - AMENDED

ROW 17	1:28.004 63 Claudio VIVEIROS	1:29.345 84 Stephen BRACEGIRDLE
ROW 16	1:25.352 38 Ben SCRIVENS	1:26.125 61 Richard HIGGINS
ROW 15	1:22.741 80 Darren HOULDCROFT	1:23.631 25 Pedro FERREIRA
ROW 14	1:20.066 70 Kelvin FOY	1:22.140 74 Pete DICCOX
ROW 13	1:19.775 15 Lloyd HOPES	1:19.977 40 John HALLAM
ROW 12	1:18.283 45 Steve CHAPMAN	1:19.260 16 Paul JAMES
ROW 11	1:17.761 43 Luke COOPER	1:17.920 82 Ashley CLIFFORD
ROW 10	1:17.373 60 Bob HIGGINS	1:17.528 81 Josh FISHER
ROW 9	1:17.130 78 Iain HOUSTON	1:17.136 58 Kyle TILLEY
ROW 8	1:16.064 2 Felix FISHER	1:16.266 27 Shaun MACKLIN
ROW 7	1:15.495 6 Roger ORGEE	1:15.838 72 Jonathan HOAD
ROW 6	1:14.664 90 Josh BARNETT	1:15.299 42 Oliver BULL
ROW 5	1:14.593 23 Nathan WARD	1:14.651 24 David VIVIAN
ROW 4	1:14.486 35 Robert HALL	1:14.543 68 Matt HORWOOD
ROW 3	1:13.969 22 Steven JENSEN	1:14.078 10 Thomas BARROW
ROW 2	1:13.585 49 Marcus ALLEN	1:13.630 4 Andrew JONES
ROW 1	1:12.355 1 Ben NORTON	1:12.759 66 Oliver WHITE

**Pole**

Car No 62 - 1st Reserve

Castle Combe  
Circuit Length = 1.8500 miles

These results are provisional until the conclusion of any judicial and technical matters.

Clerk of Course :

Timekeeper :

# Castle Combe FF1600 Championship

## RACE 1 - CLASSIFICATION

POS	NO	CL	NAME	ENTRY	LAPS	TIME	GAP	DIFF	MPH	BEST	ON
1	1	A	<b>Ben NORTON</b>	Spectrum 011B	12	14:32.530			91.59	1:11.715	7
2	49	B	<b>Marcus ALLEN</b>	Swift SC92F	12	14:44.153	<b>11.623</b>	11.623	90.39	1:12.512	10
3	4	A	<b>Andrew JONES</b>	Ray GRS07	12	14:45.415	<b>12.885</b>	1.262	90.26	1:12.398	11
4	81	A	<b>Josh FISHER</b>	Van Diemen RF05	12	14:47.972	<b>15.442</b>	2.557	90.00	1:12.168	11
5	22	A	<b>Steven JENSEN</b>	Spectrum 011C	12	14:51.413	<b>18.883</b>	3.441	89.65	1:13.044	2
6	2	A	<b>Felix FISHER</b>	Van Diemen RF00	12	14:51.648	<b>19.118</b>	0.235	89.63	1:12.690	6
7	72	B	<b>Jonathan HOAD</b>	Van Diemen RF90	12	14:56.806	<b>24.276</b>	5.158	89.11	1:13.482	9
8	68	A	<b>Matt HORWOOD</b>	Mygale SJ01	12	14:57.746	<b>25.216</b>	0.940	89.02	1:13.745	9
9	62	B	<b>Adam HIGGINS</b>	Van Diemen RF90	12	15:01.223	<b>28.693</b>	3.477	88.67	1:12.953	9
10	23	B	<b>Nathan WARD</b>	Swift SC95	12	15:03.134	<b>30.604</b>	1.911	88.49	1:13.677	4
11	90	A	<b>Josh BARNETT</b>	Van Diemen RF00	12	15:04.105	<b>31.575</b>	0.971	88.39	1:13.241	12
12	6	A	<b>Roger ORGEE</b>	Van Diemen RF00	12	15:04.317	<b>31.787</b>	0.212	88.37	1:13.037	12
13	82	A	<b>Ashley CLIFFORD</b>	Mygale SJ01/03	12	15:08.136	<b>35.606</b>	3.819	88.00	1:13.699	9
14	35	A	<b>Robert HALL</b>	Swift SC10	12	15:26.129	<b>53.599</b>	17.993	86.29	1:13.830	10
15	45	A	<b>Steve CHAPMAN</b>	Van Diemen RF02	12	15:26.322	<b>53.792</b>	0.193	86.27	1:15.638	5
16	58	C	<b>Kyle TILLEY</b>	Van Diemen RF87	12	15:27.254	<b>54.724</b>	0.932	86.19	1:15.271	9
17	43	B	<b>Luke COOPER</b>	Swift SC92	12	15:29.104	<b>56.574</b>	1.850	86.01	1:14.933	10
18	27	B	<b>Shaun MACKLIN</b>	Swift SC92	12	15:34.569	<b>1:02.039</b>	5.465	85.51	1:15.949	12
19	40	C	<b>John HALLAM</b>	Van Diemen RF89	12	15:47.232	<b>1:14.702</b>	12.663	84.37	1:17.542	9
20	78	C	<b>Iain HOUSTON</b>	Van Diemen RF89	12	15:48.888	<b>1:16.358</b>	1.656	84.22	1:16.985	12
21	70	B	<b>Kelvin FOY</b>	Swift SC93F	11	14:49.378	<b>1 lap</b>	1 lap	82.37	1:19.008	8
22	74	C	<b>Pete DICCOX</b>	Van Diemen RF89	11	14:52.239	<b>1 lap</b>	2.861	82.10	1:19.276	4
23	16	B	<b>Paul JAMES</b>	Swift SC92	11	14:52.474	<b>1 lap</b>	0.235	82.08	1:18.937	8
24	25	A	<b>Pedro FERREIRA</b>	Swift SC99	11	15:15.426	<b>1 lap</b>	22.952	80.02	1:19.886	7
25	80	C	<b>Darren HOULDCROFT</b>	Van Diemen RF88	11	15:16.351	<b>1 lap</b>	0.925	79.94	1:19.204	6
26	38	C	<b>Ben SCRIVENS</b>	Van Diemen RF84	11	15:24.360	<b>1 lap</b>	8.009	79.25	1:20.937	3
27	84	C	<b>Stephen BRACEGIRDLE</b>	Van Diemen RF88	10	14:40.907	<b>2 laps</b>	1 lap	75.60	1:24.615	8
28	63	A	<b>Claudio VIVEIROS</b>	Van Diemen RF99	10	14:41.952	<b>2 laps</b>	1.045	75.51	1:23.747	10

### NOT CLASSIFIED

DNF	24	B	<b>David VIVIAN</b>	Swift SC92	7	8:46.142	<b>5 laps</b>	3 laps	88.60	1:13.539	7
DNF	10	A	<b>Thomas BARROW</b>	Mygale SJ00	7	8:46.464	<b>5 laps</b>	0.322	88.55	1:13.324	4
DNF	61	B	<b>Richard HIGGINS</b>	Van Diemen RF94	4	6:18.660	<b>8 laps</b>	3 laps	70.35	1:26.504	3
DNF	42	B	<b>Oliver BULL</b>	Swift SC92F	2	2:38.994	<b>10 laps</b>	2 laps	83.77	1:14.253	2
DNF	15	B	<b>Lloyd HOPES</b>	Swift SC92	2	2:53.199	<b>10 laps</b>	14.205	76.90	1:21.785	2
DNF	66	A	<b>Oliver WHITE</b>	Spectrum 011B	0						

### FASTEST LAP

1	A	<b>Ben NORTON</b>	Spectrum 011B	7	1:11.715	92.86 mph	149.45 kph
49	B	<b>Marcus ALLEN</b>	Swift SC92F	10	1:12.512	91.84 mph	147.81 kph
58	C	<b>Kyle TILLEY</b>	Van Diemen RF87	9	1:15.271	88.48 mph	142.39 kph

Weather / Track : Cloudy / Dry

These results are provisional until the conclusion of any judicial and technical matters.

Castle Combe  
Circuit Length = 1.8500 miles  
Start: 12:28 End: 12:44

Clerk of Course :

Timekeeper :



# Castle Combe FF1600 Championship

## RACE 1 - LAP CHART

Lap 1			Lap 2			Lap 3			Lap 4			Lap 5		
No	Behind	Laptime	No	Behind	Laptime	No	Behind	Laptime	No	Behind	Laptime	No	Behind	Laptime
1		1:18.165	1		1:12.103	1		1:12.022	1		1:11.836	1		1:11.848
49	0.709	1:18.874	49	1.699	1:13.093	49	2.859	1:13.182	49	4.235	1:13.212	49	5.341	1:12.954
4	1.212	1:19.377	4	2.678	1:13.569	4	4.131	1:13.475	4	5.771	1:13.476	4	7.233	1:13.310
22	2.671	1:20.836	22	3.612	1:13.044	22	4.728	1:13.138	22	6.447	1:13.555	22	8.103	1:13.504
68	3.377	1:21.542	68	5.339	1:14.065	68	7.571	1:14.254	68	9.821	1:14.086	68	10.902	1:12.738
24	3.546	1:21.711	24	5.834	1:14.391	24	7.727	1:13.694	81	10.012	1:14.056	2	11.395	1:13.007
2	3.813	1:21.978	2	6.055	1:14.345	81	7.792	1:13.348	2	10.236	1:14.345	68	12.314	1:14.341
35	4.233	1:22.398	35	6.232	1:14.102	24	8.022	1:14.210	35	10.473	1:14.090	61	1 LAP	1:49.764 P
72	4.679	1:22.844	81	6.466	1:13.377	35	8.219	1:14.009	24	10.713	1:14.527	24	12.824	1:13.959
23	4.902	1:23.067	72	7.087	1:14.511	72	9.170	1:14.105	10	10.923	1:13.324	35	13.059	1:14.434
81	5.192	1:23.357	10	7.493	1:13.689	10	9.435	1:13.964	72	11.171	1:13.837	10	13.120	1:14.045
10	5.907	1:24.072	23	7.783	1:14.984	23	9.916	1:14.155	23	11.757	1:13.677	72	13.519	1:14.196
42	6.576	1:24.741	42	8.726	1:14.253	82	16.541	1:15.974	62	19.523	1:14.500	23	14.304	1:14.395
45	8.382	1:26.547	45	12.163	1:15.884	45	16.681	1:16.540	82	20.244	1:15.539	62	20.972	1:13.297
82	8.741	1:26.906	82	12.589	1:15.951	62	16.859	1:15.703	90	20.743	1:15.399	90	22.168	1:13.273
90	8.993	1:27.158	90	12.753	1:15.863	6	17.026	1:16.107	6	21.019	1:15.829	82	22.823	1:14.427
6	9.288	1:27.453	6	12.941	1:15.756	90	17.180	1:16.449	45	22.051	1:17.206	6	22.941	1:13.770
62	9.669	1:27.834	62	13.178	1:15.612	58	18.673	1:16.670	58	23.183	1:16.346	45	25.841	1:15.638
58	10.078	1:28.243	58	14.025	1:16.050	78	21.529	1:17.341	43	25.707	1:15.929	58	26.948	1:15.613
78	10.776	1:28.941	78	16.210	1:17.537	43	21.614	1:16.469	78	27.847	1:18.154	43	30.232	1:16.373
40	11.486	1:29.651	40	17.123	1:17.740	40	23.308	1:18.207	27	29.084	1:16.377	27	34.746	1:17.510
43	12.118	1:30.283	43	17.167	1:17.152	27	24.543	1:16.340	40	29.434	1:17.962	78	35.698	1:19.699
74	12.849	1:31.014	74	20.117	1:19.371	74	28.399	1:20.304	74	35.839	1:19.276	40	35.914	1:18.328
15	13.249	1:31.414	27	20.225	1:17.846	70	29.577	1:19.790	70	37.814	1:20.073	74	43.543	1:19.552
16	13.716	1:31.881	16	21.277	1:19.664	16	29.815	1:20.560	16	38.149	1:20.170	70	46.102	1:20.136
70	14.281	1:32.446	70	21.809	1:19.631	80	31.947	1:20.307	80	43.716	1:23.605	16	46.493	1:20.192
27	14.482	1:32.647	15	22.931	1:21.785	38	35.943	1:20.937	38	46.108	1:22.001	80	51.588	1:19.720
80	15.852	1:34.017	80	23.662	1:19.913	25	39.932	1:21.951	25	49.454	1:21.358	38	56.360	1:22.100
61	16.852	1:35.017	38	27.028	1:22.128	61	46.606	1:26.504	63	1:05.049	1:26.100	25	58.190	1:20.584
38	17.003	1:35.168	25	30.003	1:24.297	63	50.785	1:26.611	84	1:06.013	1:26.692			
25	17.809	1:35.974	61	32.124	1:27.375	84	51.157	1:26.000						
63	20.819	1:38.984	63	36.196	1:27.480									
84	21.845	1:40.010	84	37.179	1:27.437									

# Castle Combe FF1600 Championship

## RACE 1 - LAP CHART

Lap 6			Lap 7			Lap 8			Lap 9			Lap 10		
No	Behind	Laptime	No	Behind	Laptime	No	Behind	Laptime	No	Behind	Laptime	No	Behind	Laptime
1		1:12.246	1		1:11.715	1		1:11.823	1		1:12.272	1		1:13.444
49	7.351	1:14.256	49	8.511	1:12.875	38	1 LAP	1:22.692	49	10.327	1:13.332	74	1 LAP	1:21.500
63	1 LAP	1:27.017	4	9.786	1:13.255	25	1 LAP	1:19.886	4	13.294	1:14.677	70	1 LAP	1:19.723
4	8.246	1:13.259	22	11.749	1:13.647	49	9.267	1:12.579	25	1 LAP	1:21.557	16	1 LAP	1:20.492
84	1 LAP	1:27.661	81	12.343	1:12.692	4	10.889	1:12.926	81	15.018	1:14.306	49	9.395	1:12.512
22	9.817	1:13.960	2	13.165	1:13.041	81	12.984	1:12.464	22	15.901	1:14.428	4	12.430	1:12.580
81	11.366	1:12.710	24	16.207	1:13.539	22	13.745	1:13.819	2	16.461	1:13.896	81	14.086	1:12.512
2	11.839	1:12.690	10	16.529	1:13.712	2	14.837	1:13.495	80	1 LAP	1:31.558	22	16.574	1:14.117
68	14.131	1:14.063	68	16.902	1:14.486	68	19.051	1:13.972	38	1 LAP	1:26.461	2	16.910	1:13.893
24	14.383	1:13.805	35	17.031	1:13.909	72	19.479	1:13.970	68	20.524	1:13.745	72	21.798	1:14.553
10	14.532	1:13.658	72	17.332	1:13.961	23	21.875	1:14.621	72	20.689	1:13.482	68	22.146	1:15.066
35	14.837	1:14.024	23	19.077	1:14.986	62	26.084	1:13.949	23	24.313	1:14.710	25	1 LAP	1:24.463
72	15.086	1:13.813	62	23.958	1:13.591	90	28.097	1:13.809	62	26.765	1:12.953	23	26.046	1:15.177
23	15.806	1:13.748	90	26.111	1:14.321	6	29.172	1:13.556	90	29.452	1:13.627	80	1 LAP	1:22.826
62	22.082	1:13.356	6	27.439	1:14.362	82	29.839	1:13.733	6	30.225	1:13.325	62	26.861	1:13.540
90	23.505	1:13.583	82	27.929	1:15.002	45	41.198	1:18.981	82	31.266	1:13.699	38	1 LAP	1:23.821
82	24.642	1:14.065	84	1 LAP	1:31.033	58	42.163	1:19.529	45	44.770	1:15.844	90	29.307	1:13.299
6	24.792	1:14.097	63	1 LAP	1:32.646	84	1 LAP	1:27.188	58	45.162	1:15.271	6	30.253	1:13.472
45	29.378	1:15.783	45	34.040	1:16.377	43	44.549	1:18.139	35	48.665	1:14.397	82	32.351	1:14.529
58	30.399	1:15.697	58	34.457	1:15.773	63	1 LAP	1:29.174	43	49.001	1:16.724	45	47.360	1:16.034
43	33.899	1:15.913	43	38.233	1:16.049	35	46.540	1:41.332	27	52.465	1:16.418	58	47.738	1:16.020
27	38.991	1:16.491	27	43.479	1:16.203	27	48.319	1:16.663	84	1 LAP	1:24.615	35	49.051	1:13.830
78	41.697	1:18.245	40	47.793	1:17.578	40	53.761	1:17.791	63	1 LAP	1:24.197	43	50.490	1:14.933
40	41.930	1:18.262	78	48.137	1:18.155	78	53.890	1:17.576	40	59.031	1:17.542	27	54.991	1:15.970
74	51.026	1:19.729	74	59.093	1:19.782	74	1:06.889	1:19.619	78	59.463	1:17.845	40	1:03.695	1:18.108
70	54.116	1:20.260	70	1:01.661	1:19.260	70	1:08.846	1:19.008				78	1:07.332	1:21.313
16	54.379	1:20.132	16	1:02.038	1:19.374	16	1:09.152	1:18.937				84	1 LAP	1:25.232
80	58.546	1:19.204	80	1:09.940	1:23.109							63	1 LAP	1:25.996
38	1:05.515	1:21.401												
25	1:08.857	1:22.913												

# Castle Combe FF1600 Championship

## RACE 1 - LAP CHART

Lap 11			Lap 12		
No	Behind	Laptime	No	Behind	Laptime
1		1:12.149	1		1:12.907
70	1 LAP	1:20.026	84	2 LAPS	1:25.039
49	11.372	1:14.126	63	2 LAPS	1:23.747
74	1 LAP	1:21.050	49	11.623	1:13.158
16	1 LAP	1:20.383	4	12.885	1:13.113
4	12.679	1:12.398	81	15.442	1:14.244
81	14.105	1:12.168	70	1 LAP	1:19.025
22	17.535	1:13.110	22	18.883	1:14.255
2	17.727	1:12.966	2	19.118	1:14.298
72	23.636	1:13.987	74	1 LAP	1:21.042
68	24.037	1:14.040	16	1 LAP	1:20.689
62	28.205	1:13.493	72	24.276	1:13.547
23	28.627	1:14.730	68	25.216	1:14.086
90	31.241	1:14.083	62	28.693	1:13.395
6	31.657	1:13.553	23	30.604	1:14.884
82	34.628	1:14.426	90	31.575	1:13.241
25	1 LAP	1:21.934	6	31.787	1:13.037
80	1 LAP	1:22.868	82	35.606	1:13.885
38	1 LAP	1:22.830	25	1 LAP	1:20.509
45	50.929	1:15.718	80	1 LAP	1:19.224
35	51.435	1:14.533	38	1 LAP	1:24.821
58	51.951	1:16.362	35	53.599	1:15.071
43	53.762	1:15.421	45	53.792	1:15.770
27	58.997	1:16.155	58	54.724	1:15.680
40	1:09.490	1:17.944	43	56.574	1:15.719
78	1:12.280	1:17.097	27	1:02.039	1:15.949
			40	1:14.702	1:18.119
			78	1:16.358	1:16.985

# 750MC Toyota MR2 Championship

## QUALIFYING - RACE 2 - CLASSIFICATION

POS	NO	CL	NAME	ENTRY	TIME	ON	LAPS	GAP	DIFF	MPH
1	28	B	Zac CHAPMAN	Toyota MR2	1:21.357	7	10			81.86
2	29	B	Paul HINSON	Toyota MR2	1:21.814	7	10	0.457	0.457	81.40
3	55	B	Andrei BGATOV	Toyota MR2	1:22.060	7	10	0.703	0.246	81.16
4	33	B	George ROBINSON	Toyota MR2	1:22.724	6	10	1.367	0.664	80.50
5	69	B	John HUTCHINSON	Toyota MR2	1:23.175	10	10	1.818	0.451	80.07
6	58	B	Stephen LUMLEY	Toyota MR2	1:23.298	7	10	1.941	0.123	79.95
7	35	B	Richard SEYMOUR	Toyota MR2	1:23.456	5	9	2.099	0.158	79.80
8	37	B	Mike WELLS	Toyota MR2	1:23.770	10	10	2.413	0.314	79.50
9	77	B	John WILSON	Toyota MR2	1:24.231	7	10	2.874	0.461	79.06
10	23	B	James CROSS	Toyota MR3	1:24.532	7	9	3.175	0.301	78.78
11	64	B	Matthew MARSH	Toyota MR2	1:24.852	7	10	3.495	0.320	78.48
12	24	B	Paul HUTSON	Toyota MR2	1:25.770	5	10	4.413	0.918	77.64
13	21	B	Ben ROWE	Toyota MR2	1:25.945	5	7	4.588	0.175	77.49
14	27	B	Simon TOPP	Toyota MR2	1:26.052	4	9	4.695	0.107	77.39
15	68	B	Alexander LENNON	Toyota MR2	1:26.173	9	10	4.816	0.121	77.28
16	25	B	Clive MORPHETT	Toyota MR2	1:26.297	9	9	4.940	0.124	77.17
17	79	C	Jonathan GRIMES	Toyota MR2	1:26.840	7	9	5.483	0.543	76.69
18	41	B	Adam STEVENS	Toyota MR2	1:28.710	6	9	7.353	1.870	75.07
19	88	C	Stuart NICHOLLS	Toyota MR2 Roadster	1:28.968	8	9	7.611	0.258	74.85
20	67	B	Lee McKEE	Toyota MR2	1:29.937	6	9	8.580	0.969	74.05
21	14	B	David ROWE	Toyota MR2	1:30.692	5	8	9.335	0.755	73.43
22	32	B	George HOUGHAM	Toyota MR2	1:31.502	8	9	10.145	0.810	72.78
23	56	B	Teresa BUCKLEY	Toyota MR2	1:36.314	8	8	14.957	4.812	69.14
24	36	B	Robert BARNETT	Toyota MR2	1:55.329	3	3			

Weather / Track : Cloudy / Dry

These results are provisional until the conclusion of any judicial and technical matters.

Castle Combe  
 Circuit Length = 1.8500 miles  
 Start: 09:08 End: 09:25

Clerk of Course :		Timekeeper :
-------------------	--	--------------

# 750MC Toyota MR2 Championship

## QUALIFYING - RACE 2 - LAP ANALYSIS

<b>14</b>	<b>David ROWE</b>						<b>B</b>	<b>Toyota MR2</b>	
1 -	1:35.559	+ 4.867	9:12:39.537	5 -	<b>1:30.692</b>			<b>9:18:52.630</b>	
2 -	1:37.637	+ 6.945	9:14:17.174	6 -	1:30.753	+ 0.061		9:20:23.383	
3 -	1:33.401	+ 2.709	9:15:50.575	7 -	1:56.129	+ 25.437		9:22:19.512	
4 -	1:31.363	+ 0.671	9:17:21.938	8 -	1:31.887	+ 1.195		9:23:51.399	
<b>21</b>	<b>Ben ROWE</b>						<b>B</b>	<b>Toyota MR2</b>	
1 -	1:31.072	+ 5.127	9:12:28.016	5 -	<b>1:25.945</b>			<b>9:18:20.742</b>	
2 -	1:30.941	+ 4.996	9:13:58.957	6 -	1:28.626	+ 2.681		9:19:49.368	
3 -	1:28.889	+ 2.944	9:15:27.846	7 -	1:31.354	+ 5.409		9:21:20.722	
4 -	1:26.951	+ 1.006	9:16:54.797						
<b>23</b>	<b>James CROSS</b>						<b>B</b>	<b>Toyota MR3</b>	
1 -	1:29.618	+ 5.086	9:12:05.843	6 -	1:32.099	+ 7.567		9:19:28.777	
2 -	1:26.917	+ 2.385	9:13:32.760	7 -	<b>1:24.532</b>			<b>9:20:53.309</b>	
3 -	1:30.867	+ 6.335	9:15:03.627	8 -	1:27.671	+ 3.139		9:22:20.980	
4 -	1:24.868	+ 0.336	9:16:28.495	9 -	1:26.636	+ 2.104		9:23:47.616	
5 -	1:28.183	+ 3.651	9:17:56.678						
<b>24</b>	<b>Paul HUTSON</b>						<b>B</b>	<b>Toyota MR2</b>	
1 -	1:31.780	+ 6.010	9:12:05.393	6 -	1:26.346	+ 0.576		9:19:24.108	
2 -	1:30.540	+ 4.770	9:13:35.933	7 -	1:26.614	+ 0.844		9:20:50.722	
3 -	1:29.124	+ 3.354	9:15:05.057	8 -	1:25.984	+ 0.214		9:22:16.706	
4 -	1:26.935	+ 1.165	9:16:31.992	9 -	1:26.298	+ 0.528		9:23:43.004	
5 -	<b>1:25.770</b>		<b>9:17:57.762</b>	10 -	1:26.283	+ 0.513		9:25:09.287	
<b>25</b>	<b>Clive MORPHETT</b>						<b>B</b>	<b>Toyota MR2</b>	
1 -	1:29.355	+ 3.058	9:12:13.091	6 -	1:26.743	+ 0.446		9:19:40.589	
2 -	1:32.269	+ 5.972	9:13:45.360	7 -	1:27.723	+ 1.426		9:21:08.312	
3 -	1:30.675	+ 4.378	9:15:16.035	8 -	1:26.849	+ 0.552		9:22:35.161	
4 -	1:29.532	+ 3.235	9:16:45.567	9 -	<b>1:26.297</b>			<b>9:24:01.458</b>	
5 -	1:28.279	+ 1.982	9:18:13.846						
<b>27</b>	<b>Simon TOPP</b>						<b>B</b>	<b>Toyota MR2</b>	
1 -	1:27.906	+ 1.854	9:12:06.593	6 -	1:28.446	+ 2.394		9:19:23.174	
2 -	1:27.239	+ 1.187	9:13:33.832	7 -	1:27.000	+ 0.948		9:20:50.174	
3 -	1:27.428	+ 1.376	9:15:01.260	8 -	1:31.871	+ 5.819		9:22:22.045	
4 -	<b>1:26.052</b>		<b>9:16:27.312</b>	9 -	1:26.604	+ 0.552		9:23:48.649	
5 -	1:27.416	+ 1.364	9:17:54.728						
<b>28</b>	<b>Zac CHAPMAN</b>						<b>B</b>	<b>Toyota MR2</b>	
1 -	1:23.246	+ 1.889	9:11:31.339	6 -	1:22.208	+ 0.851		9:18:33.480	
2 -	1:24.482	+ 3.125	9:12:55.821	7 -	<b>1:21.357</b>			<b>9:19:54.837</b>	
3 -	1:26.611	+ 5.254	9:14:22.432	8 -	1:21.455	+ 0.098		9:21:16.292	
4 -	1:24.187	+ 2.830	9:15:46.619	9 -	1:21.756	+ 0.399		9:22:38.048	
5 -	1:24.653	+ 3.296	9:17:11.272	10 -	1:22.004	+ 0.647		9:24:00.052	
<b>29</b>	<b>Paul HINSON</b>						<b>B</b>	<b>Toyota MR2</b>	
1 -	1:24.751	+ 2.937	9:11:36.820	6 -	1:22.027	+ 0.213		9:18:33.941	
2 -	1:24.348	+ 2.534	9:13:01.168	7 -	<b>1:21.814</b>			<b>9:19:55.755</b>	
3 -	1:24.255	+ 2.441	9:14:25.423	8 -	1:23.009	+ 1.195		9:21:18.764	
4 -	1:23.215	+ 1.401	9:15:48.638	9 -	1:25.561	+ 3.747		9:22:44.325	
5 -	1:23.276	+ 1.462	9:17:11.914	10 -	1:22.381	+ 0.567		9:24:06.706	
<b>32</b>	<b>George HOUGHAM</b>						<b>B</b>	<b>Toyota MR2</b>	
1 -	1:32.656	+ 1.154	9:12:10.994	6 -	1:34.830	+ 3.328		9:20:14.190	
2 -	1:47.251	+ 15.749	9:13:58.245	7 -	1:31.854	+ 0.352		9:21:46.044	
3 -	1:33.089	+ 1.587	9:15:31.334	8 -	<b>1:31.502</b>			<b>9:23:17.546</b>	
4 -	1:35.159	+ 3.657	9:17:06.493	9 -	1:45.878	+ 14.376		9:25:03.424	
5 -	1:32.867	+ 1.365	9:18:39.360						
<b>33</b>	<b>George ROBINSON</b>						<b>B</b>	<b>Toyota MR2</b>	
1 -	1:26.113	+ 3.389	9:11:53.818	6 -	<b>1:22.724</b>			<b>9:18:56.169</b>	

Castle Combe  
Circuit Length = 1.8500 miles  
Start: 09:08 End: 09:25

Weather / Track : Cloudy / Dry

# 750MC Toyota MR2 Championship

## QUALIFYING - RACE 2 - LAP ANALYSIS

2 -	1:25.019	+ 2.295	9:13:18.837	7 -	1:23.900	+ 1.176	9:20:20.069
3 -	1:25.891	+ 3.167	9:14:44.728	8 -	1:25.140	+ 2.416	9:21:45.209
4 -	1:24.342	+ 1.618	9:16:09.070	9 -	1:22.872	+ 0.148	9:23:08.081
5 -	1:24.375	+ 1.651	9:17:33.445	10 -	1:42.469	+ 19.745	9:24:50.550
<b>35</b>	<b>Richard SEYMOUR</b>		<b>B Toyota MR2</b>				
1 -	1:25.797	+ 2.341	9:12:07.255	6 -	1:24.632	+ 1.176	9:19:24.276
2 -	1:40.181	+ 16.725	9:13:47.436	7 -	1:36.230	+ 12.774	9:21:00.506
3 -	1:24.395	+ 0.939	9:15:11.831	8 -	1:24.159	+ 0.703	9:22:24.665
4 -	1:24.357	+ 0.901	9:16:36.188	9 -	1:24.283	+ 0.827	9:23:48.948
5 -	<b>1:23.456</b>		<b>9:17:59.644</b>				
<b>36</b>	<b>Robert BARNETT</b>		<b>B Toyota MR2</b>				
1 -	1:30.969	- 03:59:23.807	9:12:22.114	3 -	4:11.543	- 03:56:43.233	9:18:28.986
2 -	1:55.329 P	- 03:58:59.447	9:14:17.443				
<b>37</b>	<b>Mike WELLS</b>		<b>B Toyota MR2</b>				
1 -	1:31.323	+ 7.553	9:12:05.590	6 -	1:25.407	+ 1.637	9:19:17.275
2 -	1:26.468	+ 2.698	9:13:32.058	7 -	1:25.031	+ 1.261	9:20:42.306
3 -	1:27.237	+ 3.467	9:14:59.295	8 -	1:24.893	+ 1.123	9:22:07.199
4 -	1:26.507	+ 2.737	9:16:25.802	9 -	1:24.237	+ 0.467	9:23:31.436
5 -	1:26.066	+ 2.296	9:17:51.868	10 -	<b>1:23.770</b>		<b>9:24:55.206</b>
<b>41</b>	<b>Adam STEVENS</b>		<b>B Toyota MR2</b>				
1 -	1:34.598	+ 5.888	9:12:38.243	6 -	<b>1:28.710</b>		<b>9:20:17.702</b>
2 -	1:36.872	+ 8.162	9:14:15.115	7 -	1:31.548	+ 2.838	9:21:49.250
3 -	1:32.083	+ 3.373	9:15:47.198	8 -	1:31.635	+ 2.925	9:23:20.885
4 -	1:30.922	+ 2.212	9:17:18.120	9 -	1:31.745	+ 3.035	9:24:52.630
5 -	1:30.872	+ 2.162	9:18:48.992				
<b>55</b>	<b>Andrei BGATOV</b>		<b>B Toyota MR2</b>				
1 -	1:23.070	+ 1.010	9:11:32.228	6 -	1:22.617	+ 0.557	9:18:36.164
2 -	1:24.394	+ 2.334	9:12:56.622	7 -	<b>1:22.060</b>		<b>9:19:58.224</b>
3 -	1:29.246	+ 7.186	9:14:25.868	8 -	1:22.854	+ 0.794	9:21:21.078
4 -	1:23.603	+ 1.543	9:15:49.471	9 -	1:22.665	+ 0.605	9:22:43.743
5 -	1:24.076	+ 2.016	9:17:13.547	10 -	1:23.762	+ 1.702	9:24:07.505
<b>56</b>	<b>Teresa BUCKLEY</b>		<b>B Toyota MR2</b>				
1 -	1:41.408	+ 5.094	9:12:37.464	5 -	1:43.316	+ 7.002	9:19:26.120
2 -	1:44.977	+ 8.663	9:14:22.441	6 -	1:39.255	+ 2.941	9:21:05.375
3 -	1:40.348	+ 4.034	9:16:02.789	7 -	1:40.468	+ 4.154	9:22:45.843
4 -	1:40.015	+ 3.701	9:17:42.804	8 -	<b>1:36.314</b>		<b>9:24:22.157</b>
<b>58</b>	<b>Stephen LUMLEY</b>		<b>B Toyota MR2</b>				
1 -	1:27.674	+ 4.376	9:12:04.484	6 -	1:25.464	+ 2.166	9:19:14.886
2 -	1:25.305	+ 2.007	9:13:29.789	7 -	<b>1:23.298</b>		<b>9:20:38.184</b>
3 -	1:26.889	+ 3.591	9:14:56.678	8 -	1:24.959	+ 1.661	9:22:03.143
4 -	1:25.944	+ 2.646	9:16:22.622	9 -	1:23.874	+ 0.576	9:23:27.017
5 -	1:26.800	+ 3.502	9:17:49.422	10 -	1:24.043	+ 0.745	9:24:51.060
<b>64</b>	<b>Matthew MARSH</b>		<b>B Toyota MR2</b>				
1 -	1:27.321	+ 2.469	9:12:01.218	6 -	1:25.519	+ 0.667	9:19:12.646
2 -	1:27.111	+ 2.259	9:13:28.329	7 -	<b>1:24.852</b>		<b>9:20:37.498</b>
3 -	1:27.821	+ 2.969	9:14:56.150	8 -	1:25.153	+ 0.301	9:22:02.651
4 -	1:26.009	+ 1.157	9:16:22.159	9 -	1:25.359	+ 0.507	9:23:28.010
5 -	1:24.968	+ 0.116	9:17:47.127	10 -	1:25.968	+ 1.116	9:24:53.978
<b>67</b>	<b>Lee McKEE</b>		<b>B Toyota MR2</b>				
1 -	1:38.553	+ 8.616	9:12:35.156	6 -	<b>1:29.937</b>		<b>9:20:15.507</b>
2 -	1:34.228	+ 4.291	9:14:09.384	7 -	1:33.327	+ 3.390	9:21:48.834
3 -	1:33.233	+ 3.296	9:15:42.617	8 -	1:31.080	+ 1.143	9:23:19.914
4 -	1:32.603	+ 2.666	9:17:15.220	9 -	1:30.476	+ 0.539	9:24:50.390
5 -	1:30.350	+ 0.413	9:18:45.570				

Castle Combe  
Circuit Length = 1.8500 miles  
Start: 09:08 End: 09:25

Weather / Track : Cloudy / Dry

# 750MC Toyota MR2 Championship

## QUALIFYING - RACE 2 - LAP ANALYSIS

<b>68</b>	<b>Alexander LENNON</b>		<b>B Toyota MR2</b>				
1 -	1:30.350	+ 4.177	9:11:55.897	6 -	1:28.461	+ 2.288	9:19:22.466
2 -	1:28.633	+ 2.460	9:13:24.530	7 -	1:26.676	+ 0.503	9:20:49.142
3 -	1:32.695	+ 6.522	9:14:57.225	8 -	1:26.846	+ 0.673	9:22:15.988
4 -	1:28.948	+ 2.775	9:16:26.173	9 -	<b>1:26.173</b>		<b>9:23:42.161</b>
5 -	1:27.832	+ 1.659	9:17:54.005	10 -	1:27.705	+ 1.532	9:25:09.866
<b>69</b>	<b>John HUTCHINSON</b>		<b>B Toyota MR2</b>				
1 -	1:26.316	+ 3.141	9:11:37.287	6 -	1:24.588	+ 1.413	9:18:46.734
2 -	1:28.204	+ 5.029	9:13:05.491	7 -	1:24.565	+ 1.390	9:20:11.299
3 -	1:26.445	+ 3.270	9:14:31.936	8 -	1:24.236	+ 1.061	9:21:35.535
4 -	1:25.156	+ 1.981	9:15:57.092	9 -	1:23.459	+ 0.284	9:22:58.994
5 -	1:25.054	+ 1.879	9:17:22.146	10 -	<b>1:23.175</b>		<b>9:24:22.169</b>
<b>77</b>	<b>John WILSON</b>		<b>B Toyota MR2</b>				
1 -	1:29.300	+ 5.069	9:12:03.797	6 -	1:25.604	+ 1.373	9:19:11.277
2 -	1:25.621	+ 1.390	9:13:29.418	7 -	<b>1:24.231</b>		<b>9:20:35.508</b>
3 -	1:25.213	+ 0.982	9:14:54.631	8 -	1:25.853	+ 1.622	9:22:01.361
4 -	1:25.823	+ 1.592	9:16:20.454	9 -	1:24.550	+ 0.319	9:23:25.911
5 -	1:25.219	+ 0.988	9:17:45.673	10 -	1:31.806	+ 7.575	9:24:57.717
<b>79</b>	<b>Jonathan GRIMES</b>		<b>C Toyota MR2</b>				
1 -	1:29.643	+ 2.803	9:12:18.772	6 -	1:27.513	+ 0.673	9:19:42.558
2 -	1:29.734	+ 2.894	9:13:48.506	7 -	<b>1:26.840</b>		<b>9:21:09.398</b>
3 -	1:28.844	+ 2.004	9:15:17.350	8 -	1:28.163	+ 1.323	9:22:37.561
4 -	1:28.917	+ 2.077	9:16:46.267	9 -	1:28.855	+ 2.015	9:24:06.416
5 -	1:28.778	+ 1.938	9:18:15.045				
<b>88</b>	<b>Stuart NICHOLLS</b>		<b>C Toyota MR2 Roadster</b>				
1 -	1:31.822	+ 2.854	9:11:59.393	6 -	1:29.578	+ 0.610	9:19:36.499
2 -	1:34.047	+ 5.079	9:13:33.440	7 -	1:29.357	+ 0.389	9:21:05.856
3 -	1:33.927	+ 4.959	9:15:07.367	8 -	<b>1:28.968</b>		<b>9:22:34.824</b>
4 -	1:30.173	+ 1.205	9:16:37.540	9 -	1:33.903	+ 4.935	9:24:08.727
5 -	1:29.381	+ 0.413	9:18:06.921				

# 750MC Toyota MR2 Championship

## RACE 2 - GRID

ROW 12	1:36.314 56 Teresa BUCKLEY	1:55.329 36 Robert BARNETT
ROW 11	1:30.692 14 David ROWE	1:31.502 32 George HOUGHAM
ROW 10	1:28.968 88 Stuart NICHOLLS	1:29.937 67 Lee McKEE
ROW 9	1:26.840 79 Jonathan GRIMES	1:28.710 41 Adam STEVENS
ROW 8	1:26.173 68 Alexander LENNON	1:26.297 25 Clive MORPHETT
ROW 7	1:25.945 21 Ben ROWE	1:26.052 27 Simon TOPP
ROW 6	1:24.852 64 Matthew MARSH	1:25.770 24 Paul HUTSON
ROW 5	1:24.231 77 John WILSON	1:24.532 23 James CROSS
ROW 4	1:23.456 35 Richard SEYMOUR	1:23.770 37 Mike WELLS
ROW 3	1:23.175 69 John HUTCHINSON	1:23.298 58 Stephen LUMLEY
ROW 2	1:22.060 55 Andrei BGATOV	1:22.724 33 George ROBINSON
ROW 1	1:21.357 28 Zac CHAPMAN	1:21.814 29 Paul HINSON

**Pole**

Castle Combe  
Circuit Length = 1.8500 miles

**These results are provisional until the conclusion of any judicial and technical matters.**

Clerk of Course :

Timekeeper :



# 750MC Toyota MR2 Championship

## RACE 2 - CLASSIFICATION

POS	NO	CL	NAME	ENTRY	LAPS	TIME	GAP	DIFF	MPH	BEST	ON
1	28	B	Zac CHAPMAN	Toyota MR2	10	13:49.030			80.33	1:21.147	3
2	55	B	Andrei BGATOV	Toyota MR2	10	13:54.493	5.463	5.463	79.80	1:22.065	2
3	58	B	Stephen LUMLEY	Toyota MR2	10	14:05.083	16.053	10.590	78.80	1:22.549	7
4	77	B	John WILSON	Toyota MR2	10	14:05.502	16.472	0.419	78.77	1:23.257	7
5	69	B	John HUTCHINSON	Toyota MR2	10	14:05.584	16.554	0.082	78.76	1:23.232	8
6	23	B	James CROSS	Toyota MR3	10	14:08.411	19.381	2.827	78.50	1:22.764	6
7	35	B	Richard SEYMOUR	Toyota MR2	10	14:11.567	22.537	3.156	78.20	1:22.671	8
8	37	B	Mike WELLS	Toyota MR2	10	14:15.470	26.440	3.903	77.85	1:24.073	7
9	29	B	Paul HINSON	Toyota MR2	10	14:15.835	26.805	0.365	77.81	1:21.768	2
10	64	B	Matthew MARSH	Toyota MR2	10	14:22.949	33.919	7.114	77.17	1:24.730	7
11	36	B	Robert BARNETT	Toyota MR2	10	14:25.782	36.752	2.833	76.92	1:23.620	9
12	68	B	Alexander LENNON	Toyota MR2	10	14:29.676	40.646	3.894	76.58	1:24.457	5
13	24	B	Paul HUTSON	Toyota MR2	10	14:31.137	42.107	1.461	76.45	1:25.169	3
14	27	B	Simon TOPP	Toyota MR2	10	14:31.610	42.580	0.473	76.41	1:25.306	5
15	33	B	George ROBINSON	Toyota MR2	10	14:33.325	44.295	1.715	76.26	1:22.925	3
16	25	B	Clive MORPHETT	Toyota MR2	10	14:33.626	44.596	0.301	76.23	1:24.696	7
17	79	C	Jonathan GRIMES	Toyota MR2	10	14:34.097	45.067	0.471	76.19	1:24.196	10
18	21	B	Ben ROWE	Toyota MR2	10	14:50.060	1:01.030	15.963	74.82	1:25.174	8
19	67	B	Lee McKEE	Toyota MR2	10	15:08.274	1:19.244	18.214	73.32	1:28.479	9
20	32	B	George HOUGHAM	Toyota MR2	10	15:08.742	1:19.712	0.468	73.28	1:26.597	10
21	41	B	Adam STEVENS	Toyota MR2	10	15:10.555	1:21.525	1.813	73.14	1:27.723	10
22	88	C	Stuart NICHOLLS	Toyota MR2 Roadster	10	15:10.948	1:21.918	0.393	73.11	1:28.275	9
23	14	B	David ROWE	Toyota MR2	9	14:07.913	1 lap	1 lap	70.69	1:30.060	9
24	56	B	Teresa BUCKLEY	Toyota MR2	9	14:38.810	1 lap	30.897	68.20	1:33.849	4

### FASTEST LAP

28	B	Zac CHAPMAN	Toyota MR2	3	1:21.147	82.07 mph	132.08 kph
79	C	Jonathan GRIMES	Toyota MR2	10	1:24.196	79.10 mph	127.30 kph

Weather / Track : Cloudy / Dry

These results are provisional until the conclusion of any judicial and technical matters.

Castle Combe  
Circuit Length = 1.8500 miles  
Start: 12:58 End: 13:13

Clerk of Course :

Timekeeper :

# 750MC Toyota MR2 Championship

## RACE 2 - LAP CHART

Lap 1			Lap 2			Lap 3			Lap 4			Lap 5		
No	Behind	Laptime	No	Behind	Laptime	No	Behind	Laptime	No	Behind	Laptime	No	Behind	Laptime
28		1:29.256	28		1:21.192	28		1:21.147	28		1:21.723	28		1:21.596
55	0.443	1:29.699	55	1.316	1:22.065	55	2.332	1:22.163	55	3.736	1:23.127	55	4.761	1:22.621
29	0.928	1:30.184	29	1.504	1:21.768	29	2.753	1:22.396	29	4.001	1:22.971	29	4.887	1:22.482
77	1.847	1:31.103	77	4.642	1:23.987	77	7.132	1:23.637	77	9.216	1:23.807	77	11.614	1:23.994
69	2.533	1:31.789	69	4.883	1:23.542	69	7.443	1:23.707	69	9.709	1:23.989	69	12.399	1:24.286
37	3.411	1:32.667	58	6.061	1:22.681	58	8.633	1:23.719	58	10.327	1:23.417	58	12.976	1:24.245
23	4.167	1:33.423	37	7.730	1:25.511	23	11.678	1:24.811	23	13.606	1:23.651	23	15.167	1:23.157
58	4.572	1:33.828	23	8.014	1:25.039	37	12.683	1:26.100	37	15.490	1:24.530	37	18.060	1:24.166
24	5.829	1:35.085	24	10.277	1:25.640	24	14.299	1:25.169	24	17.930	1:25.354	35	21.246	1:24.248
64	6.053	1:35.309	64	10.556	1:25.695	64	14.823	1:25.414	64	18.431	1:25.331	24	22.031	1:25.697
27	6.907	1:36.163	27	11.736	1:26.021	35	16.307	1:24.813	35	18.594	1:24.010	64	22.173	1:25.338
21	7.509	1:36.765	35	12.641	1:25.776	27	17.995	1:27.406	68	21.581	1:24.898	68	24.442	1:24.457
36	7.822	1:37.078	21	12.865	1:26.548	68	18.406	1:26.236	27	22.496	1:26.224	27	26.206	1:25.306
35	8.057	1:37.313	36	13.251	1:26.621	21	18.976	1:27.258	36	23.037	1:25.222	36	27.130	1:25.689
79	8.716	1:37.972	68	13.317	1:25.429	36	19.538	1:27.434	21	23.729	1:26.476	33	28.047	1:25.269
68	9.080	1:38.336	79	13.900	1:26.376	25	19.748	1:26.011	25	24.013	1:25.988	25	29.436	1:27.019
25	9.563	1:38.819	25	14.884	1:26.513	79	20.385	1:27.632	33	24.374	1:23.697	21	29.511	1:27.378
14	11.315	1:40.571	33	20.622	1:27.381	33	22.400	1:22.925	79	25.162	1:26.500	79	30.051	1:26.485
88	11.767	1:41.023	67	24.175	1:31.015	67	32.987	1:29.959	67	41.621	1:30.357	67	49.115	1:29.090
67	14.352	1:43.608	88	25.007	1:34.432	88	33.328	1:29.468	88	41.824	1:30.219	88	49.578	1:29.350
33	14.433	1:43.689	32	25.677	1:31.786	32	34.217	1:29.687	32	42.692	1:30.198	41	51.621	1:29.736
32	15.083	1:44.339	41	26.461	1:30.571	41	35.666	1:30.352	41	43.481	1:29.538	32	53.239	1:32.143
41	17.082	1:46.338	56	31.881	1:34.783	56	45.733	1:34.999	56	57.859	1:33.849	56	1:11.231	1:34.968
56	18.290	1:47.546	14	37.875	1:47.752	14	49.789	1:33.061	14	1:00.572	1:32.506	14	1:11.525	1:32.549


# 750MC Toyota MR2 Championship

## RACE 2 - LAP CHART

Lap 6			Lap 7			Lap 8			Lap 9			Lap 10		
No	Behind	Laptime	No	Behind	Laptime	No	Behind	Laptime	No	Behind	Laptime	No	Behind	Laptime
28		1:21.710	28		1:22.413	28		1:22.878	28		1:23.485	28		1:23.630
55	6.343	1:23.292	56	1 LAP	1:34.639	14	1 LAP	1:30.536	55	6.048	1:22.457	55	5.463	1:23.045
29	6.464	1:23.287	55	7.145	1:23.215	55	7.076	1:22.809	14	1 LAP	1:30.112	58	16.053	1:24.489
77	13.617	1:23.713	29	7.263	1:23.212	29	13.758	1:29.373	29	14.190	1:23.917	77	16.472	1:25.386
69	14.407	1:23.718	77	14.461	1:23.257	77	14.884	1:23.301	77	14.716	1:23.317	69	16.554	1:23.905
58	14.901	1:23.635	58	15.037	1:22.549	58	15.423	1:23.264	58	15.194	1:23.256	14	1 LAP	1:30.060
23	16.221	1:22.764	69	15.999	1:24.005	69	16.353	1:23.232	69	16.279	1:23.411	23	19.381	1:24.436
37	21.260	1:24.910	23	17.103	1:23.295	56	1 LAP	1:39.012	23	18.575	1:23.183	35	22.537	1:23.218
35	22.562	1:23.026	37	22.920	1:24.073	23	18.877	1:24.652	35	22.949	1:23.353	37	26.440	1:24.146
64	26.194	1:25.731	35	23.288	1:23.139	35	23.081	1:22.671	37	25.924	1:24.807	29	26.805	1:36.245
24	27.218	1:26.897	64	28.511	1:24.730	37	24.602	1:24.560	64	32.761	1:25.106	64	33.919	1:24.788
68	29.782	1:27.050	24	31.252	1:26.447	64	31.140	1:25.507	56	1 LAP	1:39.583	36	36.752	1:24.070
27	30.518	1:26.022	68	32.048	1:24.679	24	34.996	1:26.622	36	36.312	1:23.620	68	40.646	1:26.239
36	30.786	1:25.366	27	33.497	1:25.392	68	35.314	1:26.144	68	38.037	1:26.208	24	42.107	1:27.643
33	30.926	1:24.589	33	33.688	1:25.175	36	36.177	1:24.854	24	38.094	1:26.583	27	42.580	1:27.751
25	33.006	1:25.280	36	34.201	1:25.828	27	36.610	1:25.991	27	38.459	1:25.334	33	44.295	1:25.193
79	35.516	1:27.175	25	35.289	1:24.696	25	37.646	1:25.235	25	39.248	1:25.087	25	44.596	1:28.978
21	52.002	1:44.201	79	39.514	1:26.411	33	38.196	1:27.386	33	42.732	1:28.021	79	45.067	1:24.196
67	56.815	1:29.410	21	55.144	1:25.555	79	42.794	1:26.158	79	44.501	1:25.192	56	1 LAP	1:39.431
88	57.104	1:29.236	67	1:03.283	1:28.881	21	57.440	1:25.174	21	59.357	1:25.402	21	1:01.030	1:25.303
41	58.099	1:28.188	41	1:04.930	1:29.244	67	1:09.348	1:28.943	67	1:14.342	1:28.479	67	1:19.244	1:28.532
32	58.842	1:27.313	32	1:05.296	1:28.867	32	1:09.989	1:27.571	32	1:16.745	1:30.241	32	1:19.712	1:26.597
14	1:20.581	1:30.766	88	1:06.888	1:32.197	41	1:10.682	1:28.630	88	1:17.092	1:28.275	41	1:21.525	1:27.723
						88	1:12.302	1:28.292	41	1:17.432	1:30.235	88	1:21.918	1:28.456

# 750MC Toyota MR2 Championship

## RACE 8 - GRID

ROW 12	14 David ROWE	56 Teresa BUCKLEY
ROW 11	41 Adam STEVENS	88 Stuart NICHOLLS
ROW 10	67 Lee McKEE	32 George HOUGHAM
ROW 9	79 Jonathan GRIMES	21 Ben ROWE
ROW 8	33 George ROBINSON	25 Clive MORPHETT
ROW 7	24 Paul HUTSON	27 Simon TOPP
ROW 6	36 Robert BARNETT	68 Alexander LENNON
ROW 5	29 Paul HINSON	64 Matthew MARSH
ROW 4	35 Richard SEYMOUR	37 Mike WELLS
ROW 3	69 John HUTCHINSON	23 James CROSS
ROW 2	58 Stephen LUMLEY	77 John WILSON
ROW 1	28 Zac CHAPMAN	55 Andrei BGATOV
<b>Pole</b>		
		

Castle Combe  
Circuit Length = 1.8500 miles

**These results are provisional until the conclusion of any judicial and technical matters.**

Clerk of Course :

Timekeeper :

# 750MC Toyota MR2 Championship

## RACE 8 - CLASSIFICATION

POS	NO	CL	NAME	ENTRY	LAPS	TIME	GAP	DIFF	MPH	BEST	ON
1	28	B	Zac CHAPMAN	Toyota MR2	10	13:47.827			80.45	1:20.864	2
2	55	B	Andrei BGATOV	Toyota MR2	10	13:52.200	4.373	4.373	80.02	1:21.572	2
3	58	B	Stephen LUMLEY	Toyota MR2	10	14:05.000	17.173	12.800	78.81	1:22.905	3
4	77	B	John WILSON	Toyota MR2	10	14:08.291	20.464	3.291	78.51	1:23.531	7
5	69	B	John HUTCHINSON	Toyota MR2	10	14:08.305	20.478	0.014	78.50	1:22.286	5
6	29	B	Paul HINSON	Toyota MR2	10	14:08.414	20.587	0.109	78.49	1:22.266	5
7	23	B	James CROSS	Toyota MR3	10	14:09.343	21.516	0.929	78.41	1:23.362	8
8	33	B	George ROBINSON	Toyota MR2	10	14:09.924	22.097	0.581	78.36	1:22.672	10
9	21	B	Ben ROWE	Toyota MR2	10	14:18.060	30.233	8.136	77.61	1:23.907	7
10	36	B	Robert BARNETT	Toyota MR2	10	14:19.415	31.588	1.355	77.49	1:22.838	7
11	24	B	Paul HUTSON	Toyota MR2	10	14:22.215	34.388	2.800	77.24	1:24.243	2
12	35	B	Richard SEYMOUR	Toyota MR2	10	14:22.414	34.587	0.199	77.22	1:23.108	7
13	37	B	Mike WELLS	Toyota MR2	10	14:22.628	34.801	0.214	77.20	1:23.707	5
14	68	B	Alexander LENNON	Toyota MR2	10	14:23.835	36.008	1.207	77.09	1:24.668	2
15	64	B	Matthew MARSH	Toyota MR2	10	14:35.129	47.302	11.294	76.10	1:25.269	2
16	27	B	Simon TOPP	Toyota MR2	10	14:35.370	47.543	0.241	76.08	1:25.183	9
17	25	B	Clive MORPHETT	Toyota MR2	10	14:36.331	48.504	0.961	75.99	1:24.916	7
18	79	C	Jonathan GRIMES	Toyota MR2	10	14:36.492	48.665	0.161	75.98	1:24.826	3
19	32	B	George HOUGHAM	Toyota MR2	10	14:51.395	1:03.568	14.903	74.71	1:26.807	9
20	41	B	Adam STEVENS	Toyota MR2	10	14:53.137	1:05.310	1.742	74.56	1:26.977	7
21	67	B	Lee McKEE	Toyota MR2	10	14:55.582	1:07.755	2.445	74.36	1:26.393	9
22	88	C	Stuart NICHOLLS	Toyota MR2 Roadster	10	15:04.342	1:16.515	8.760	73.64	1:27.664	9
23	14	B	David ROWE	Toyota MR2	9	14:02.194	1 lap	1 lap	71.17	1:28.206	6

NOT CLASSIFIED

DNF 56 B Teresa BUCKLEY Toyota MR2

0

FASTEST LAP

28 B Zac CHAPMAN Toyota MR2

2

1:20.864

82.36 mph

132.54 kph

79 C Jonathan GRIMES Toyota MR2

3

1:24.826

78.51 mph

126.35 kph

Weather / Track : Cloudy / Dry

These results are provisional until the conclusion of any judicial and technical matters.

Castle Combe  
Circuit Length = 1.8500 miles  
Start: 16:08 End: 16:24

Clerk of Course :

Timekeeper :

# 750MC Toyota MR2 Championship

## RACE 8 - LAP CHART

Lap 1			Lap 2			Lap 3			Lap 4			Lap 5		
No	Behind	Laptime	No	Behind	Laptime	No	Behind	Laptime	No	Behind	Laptime	No	Behind	Laptime
28		1:27.768	28		1:20.864	28		1:21.146	28		1:21.847	28		1:21.584
55	1.043	1:28.811	55	1.751	1:21.572	55	3.042	1:22.437	55	3.393	1:22.198	55	5.049	1:23.240
77	2.564	1:30.332	58	5.062	1:23.113	58	6.821	1:22.905	58	9.922	1:24.948	58	11.619	1:23.281
58	2.813	1:30.581	77	5.888	1:24.188	77	8.294	1:23.552	77	10.569	1:24.122	77	12.983	1:23.998
35	3.182	1:30.950	35	6.541	1:24.223	35	9.182	1:23.787	35	10.990	1:23.655	35	13.310	1:23.904
69	3.666	1:31.434	69	6.816	1:24.014	23	10.597	1:24.402	29	12.920	1:23.073	29	13.602	1:22.266
23	4.234	1:32.002	23	7.341	1:23.971	69	10.763	1:25.093	69	13.281	1:24.365	69	13.983	1:22.286
36	4.991	1:32.759	36	9.459	1:25.332	29	11.694	1:22.882	23	14.306	1:25.556	36	17.653	1:24.627
29	5.727	1:33.495	37	9.914	1:24.583	36	13.020	1:24.707	36	14.610	1:23.437	23	18.435	1:25.713
37	6.195	1:33.963	29	9.958	1:25.095	21	14.345	1:24.506	37	17.090	1:24.384	37	19.213	1:23.707
21	7.493	1:35.261	21	10.985	1:24.356	37	14.553	1:25.785	21	18.061	1:25.563	21	20.753	1:24.276
24	8.518	1:36.286	24	11.897	1:24.243	24	15.812	1:25.061	24	18.472	1:24.507	33	20.813	1:23.402
27	9.007	1:36.775	27	13.595	1:25.452	33	17.037	1:24.099	33	18.995	1:23.805	24	22.503	1:25.615
33	9.672	1:37.440	33	14.084	1:25.276	27	18.171	1:25.722	27	21.722	1:25.398	68	25.274	1:24.935
64	10.158	1:37.926	64	14.563	1:25.269	64	18.770	1:25.353	68	21.923	1:24.687	79	29.337	1:27.955
79	10.794	1:38.562	68	15.021	1:24.668	68	19.083	1:25.208	64	22.225	1:25.302	64	31.071	1:30.430
68	11.217	1:38.985	79	16.054	1:26.124	79	19.734	1:24.826	79	22.966	1:25.079	27	32.158	1:32.020
32	12.787	1:40.555	32	20.272	1:28.349	32	28.052	1:28.926	25	31.923	1:25.559	25	35.595	1:25.256
67	14.557	1:42.325	25	23.294	1:27.488	25	28.211	1:26.063	32	34.940	1:28.735	32	41.008	1:27.652
88	14.815	1:42.583	67	23.642	1:29.949	67	31.725	1:29.229	41	38.696	1:28.051	41	44.159	1:27.047
14	15.822	1:43.590	88	23.893	1:29.942	88	32.089	1:29.342	67	39.575	1:29.697	67	46.178	1:28.187
25	16.670	1:44.438	14	25.386	1:30.428	41	32.492	1:27.980	88	40.666	1:30.424	88	48.212	1:29.130
41	17.200	1:44.968	41	25.658	1:29.322	14	34.066	1:29.826	14	41.844	1:29.625	14	49.614	1:29.354

# 750MC Toyota MR2 Championship

## RACE 8 - LAP CHART

Lap 6			Lap 7			Lap 8			Lap 9			Lap 10		
No	Behind	Laptime	No	Behind	Laptime	No	Behind	Laptime	No	Behind	Laptime	No	Behind	Laptime
28		1:22.402	28		1:22.672	28		1:22.862	28		1:23.791	28		1:22.891
55	5.119	1:22.472	55	5.043	1:22.596	55	5.174	1:22.993	55	4.541	1:23.158	55	4.373	1:22.723
58	12.832	1:23.615	58	14.181	1:24.021	58	15.086	1:23.767	14	1 LAP	1:50.254	14	1 LAP	1:32.023
77	14.933	1:24.352	77	15.792	1:23.531	77	16.900	1:23.970	58	15.532	1:24.237	58	17.173	1:24.532
35	15.539	1:24.631	35	15.975	1:23.108	35	17.194	1:24.081	77	17.285	1:24.176	77	20.464	1:26.070
69	15.920	1:24.339	29	16.261	1:22.650	69	17.748	1:23.942	35	17.603	1:24.200	69	20.478	1:24.711
29	16.283	1:25.083	69	16.668	1:23.420	29	17.837	1:24.438	69	18.658	1:24.701	29	20.587	1:23.700
36	18.290	1:23.039	36	18.456	1:22.838	36	18.689	1:23.095	36	19.599	1:24.701	23	21.516	1:23.410
23	19.738	1:23.705	23	20.684	1:23.618	23	21.184	1:23.362	29	19.778	1:25.732	33	22.097	1:22.672
33	22.061	1:23.650	33	22.544	1:23.155	33	23.110	1:23.428	23	20.997	1:23.604	21	30.233	1:25.298
21	23.737	1:25.386	21	24.972	1:23.907	21	26.265	1:24.155	33	22.316	1:22.997	36	31.588	1:34.880
24	24.766	1:24.665	24	27.034	1:24.940	24	29.866	1:25.694	21	27.826	1:25.352	24	34.388	1:25.712
68	27.967	1:25.095	68	30.324	1:25.029	68	32.287	1:24.825	24	31.567	1:25.492	35	34.587	1:39.875
37	29.934	1:33.123	37	31.092	1:23.830	37	32.518	1:24.288	37	32.492	1:23.765	37	34.801	1:25.200
79	34.647	1:27.712	64	39.107	1:26.877	64	42.366	1:26.121	68	33.877	1:25.381	68	36.008	1:25.022
64	34.902	1:26.233	79	39.896	1:27.921	79	43.062	1:26.028	64	44.370	1:25.795	64	47.302	1:25.823
27	35.329	1:25.573	27	40.174	1:27.517	27	43.811	1:26.499	27	45.203	1:25.183	27	47.543	1:25.231
25	38.864	1:25.671	25	41.108	1:24.916	25	44.223	1:25.977	79	45.792	1:26.521	25	48.504	1:25.314
32	47.003	1:28.397	32	51.285	1:26.954	32	55.939	1:27.516	25	46.081	1:25.649	79	48.665	1:25.764
41	48.916	1:27.159	41	53.221	1:26.977	41	57.437	1:27.078	32	58.955	1:26.807	32	1:03.568	1:27.504
67	51.799	1:28.023	67	57.131	1:28.004	67	1:01.095	1:26.826	41	1:00.754	1:27.108	41	1:05.310	1:27.447
88	54.525	1:28.715	88	1:01.536	1:29.683	88	1:06.994	1:28.320	67	1:03.697	1:26.393	67	1:07.755	1:26.949
14	55.418	1:28.206	14	1:01.634	1:28.888				88	1:10.867	1:27.664	88	1:16.515	1:28.539

# AJEC AWD Academy Saloon Car Cup

## QUALIFYING - RACE 3 - CLASSIFICATION

POS	NO	CL	NAME	ENTRY	TIME	ON	LAPS	GAP	DIFF	MPH
1	6	A	Gary PREBBLE	Mitsubishi Evo R57 Sprint	1:09.695	9	11			95.55
2	97	A	Simon NORRIS	Mitsubishi Bogey Evo	1:10.516	8	8	0.821	0.821	94.44
3	5	A	Laurie KILBY	Mitsubishi Evo 8.5	1:12.254	7	7	2.559	1.738	92.17
4	27	A	Simon DEATON	Mitsubishi Evo 8	1:13.022	6	8	3.327	0.768	91.20
5	50	A	Richard JONES	Mitsubishi Evo 8	1:15.731	10	10	6.036	2.709	87.94
6	66	B	Steven LIQUORISH	Mitsubishi Evo X	1:15.883	11	11	6.188	0.152	87.76
7	1	B	Guy HIGGS	Mitsubishi Evo 8 MR	1:15.943	4	8	6.248	0.060	87.69
8	7	A	Nick WILLIAMSON	Ford Escort Cosworth	1:16.119	3	5	6.424	0.176	87.49
9	99	A	Jonathan FAULL	Mitsubishi Evo 8 GSR	1:16.399	3	5	6.704	0.280	87.17
10	75	B	Martin THOMAS	Mitsubishi Evo 8	1:18.925	6	7	9.230	2.526	84.38
11	33	B	Freddie LEATHAM	Mitsubishi Evo 8	1:19.553	6	9	9.858	0.628	83.71
12	14	B	Angus CORRINGE	Audi S2	1:21.988	10	10	12.293	2.435	81.23
13	22	B	David HARRIES	Subaru Impreza	1:26.084	5	6	16.389	4.096	77.36

Weather / Track : Cloudy / Dry

These results are provisional until the conclusion of any judicial and technical matters.

Castle Combe  
 Circuit Length = 1.8500 miles  
 Start: 09:31 End: 09:48

Clerk of Course :		Timekeeper :
-------------------	--	--------------



# AJEC AWD Academy Saloon Car Cup

## QUALIFYING - RACE 3 - LAP ANALYSIS

<b>1</b>	<b>Guy HIGGS</b>		<b>B Mitsubishi Evo 8 MR</b>				
1 -	1:15.891	+ 0.052	9:38:52.479	5 -	1:17.578	+ 1.635	9:43:59.310
2 -	1:17.204	+ 1.261	9:40:09.683	6 -	1:16.344	+ 0.401	9:45:15.654
3 -	1:16.106	+ 0.163	9:41:25.789	7 -	1:16.721	+ 0.778	9:46:32.375
4 -	<b>1:15.943</b>		<b>9:42:41.732</b>	8 -	1:16.119	+ 0.176	9:47:48.494
<b>5</b>	<b>Laurie KILBY</b>		<b>A Mitsubishi Evo 8.5</b>				
1 -	1:19.055	+ 6.801	9:39:56.688	5 -	1:13.618	+ 1.364	9:45:02.564
2 -	1:17.164	+ 4.910	9:41:13.852	6 -	1:13.692	+ 1.438	9:46:16.256
3 -	1:19.411	+ 7.157	9:42:33.263	7 -	<b>1:12.254</b>		<b>9:47:28.510</b>
4 -	1:15.683	+ 3.429	9:43:48.946				
<b>6</b>	<b>Gary PREBBLE</b>		<b>A Mitsubishi Evo R57 Sprint</b>				
1 -	1:13.852	+ 4.157	9:34:28.483	7 -	1:41.406	+ 31.711	9:42:08.905
2 -	1:10.946	+ 1.251	9:35:39.429	8 -	1:30.173	+ 20.478	9:43:39.078
3 -	1:10.557	+ 0.862	9:36:49.986	9 -	<b>1:09.695</b>		<b>9:44:48.773</b>
4 -	1:10.805	+ 1.110	9:38:00.791	10 -	1:11.791	+ 2.096	9:46:00.564
5 -	1:10.115	+ 0.420	9:39:10.906	11 -	1:10.278	+ 0.583	9:47:10.842
6 -	1:16.593	+ 6.898	9:40:27.499				
<b>7</b>	<b>Nick WILLIAMSON</b>		<b>A Ford Escort Cosworth</b>				
1 -	1:16.951	+ 0.832	9:34:40.318	4 -	1:16.632	+ 0.513	9:38:30.914
2 -	1:17.845	+ 1.726	9:35:58.163	5 -	6:52.592 P	+ 5:36.473	9:45:23.506
3 -	<b>1:16.119</b>		<b>9:37:14.282</b>				
<b>14</b>	<b>Angus CORRINGE</b>		<b>B Audi S2</b>				
1 -	1:22.951	+ 0.963	9:34:55.513	6 -	1:24.439	+ 2.451	9:41:57.468
2 -	1:28.256	+ 6.268	9:36:23.769	7 -	1:22.790	+ 0.802	9:43:20.258
3 -	1:22.246	+ 0.258	9:37:46.015	8 -	1:23.091	+ 1.103	9:44:43.349
4 -	1:24.490	+ 2.502	9:39:10.505	9 -	1:23.289	+ 1.301	9:46:06.638
5 -	1:22.524	+ 0.536	9:40:33.029	10 -	<b>1:21.988</b>		<b>9:47:28.626</b>
<b>22</b>	<b>David HARRIES</b>		<b>B Subaru Impreza</b>				
1 -	1:31.463	+ 5.379	9:35:08.551	4 -	1:26.694	+ 0.610	9:39:32.127
2 -	1:27.791	+ 1.707	9:36:36.342	5 -	<b>1:26.084</b>		<b>9:40:58.211</b>
3 -	1:29.091	+ 3.007	9:38:05.433	6 -	1:47.030	+ 20.946	9:42:45.241
<b>27</b>	<b>Simon DEATON</b>		<b>A Mitsubishi Evo 8</b>				
1 -	1:20.962	+ 7.940	9:35:18.309	5 -	1:13.082	+ 0.060	9:40:16.063
2 -	1:15.820	+ 2.798	9:36:34.129	6 -	<b>1:13.022</b>		<b>9:41:29.085</b>
3 -	1:14.390	+ 1.368	9:37:48.519	7 -	1:13.128	+ 0.106	9:42:42.213
4 -	1:14.462	+ 1.440	9:39:02.981	8 -	1:38.137 P	+ 25.115	9:44:20.350
<b>33</b>	<b>Freddie LEATHAM</b>		<b>B Mitsubishi Evo 8</b>				
1 -	1:23.028	+ 3.475	9:34:56.198	6 -	<b>1:19.553</b>		<b>9:41:43.434</b>
2 -	1:26.415	+ 6.862	9:36:22.613	7 -	1:20.409	+ 0.856	9:43:03.843
3 -	1:21.239	+ 1.686	9:37:43.852	8 -	2:45.158 P	+ 1:25.605	9:45:49.001
4 -	1:20.165	+ 0.612	9:39:04.017	9 -	2:04.866	+ 45.313	9:47:53.867
5 -	1:19.864	+ 0.311	9:40:23.881				
<b>50</b>	<b>Richard JONES</b>		<b>A Mitsubishi Evo 8</b>				
1 -	1:51.981	+ 36.250	9:35:29.706	6 -	1:25.809	+ 10.078	9:42:18.022
2 -	1:25.466	+ 9.735	9:36:55.172	7 -	1:28.114	+ 12.383	9:43:46.136
3 -	1:21.107	+ 5.376	9:38:16.279	8 -	1:19.213	+ 3.482	9:45:05.349
4 -	1:18.433	+ 2.702	9:39:34.712	9 -	1:17.734	+ 2.003	9:46:23.083
5 -	1:17.501	+ 1.770	9:40:52.213	10 -	<b>1:15.731</b>		<b>9:47:38.814</b>
<b>66</b>	<b>Steven LIQUORISH</b>		<b>B Mitsubishi Evo X</b>				
1 -	1:17.238	+ 1.355	9:34:37.961	7 -	1:16.183	+ 0.300	9:42:15.268
2 -	1:16.342	+ 0.459	9:35:54.303	8 -	1:16.289	+ 0.406	9:43:31.557
3 -	1:16.252	+ 0.369	9:37:10.555	9 -	1:16.303	+ 0.420	9:44:47.860
4 -	1:16.215	+ 0.332	9:38:26.770	10 -	1:17.697	+ 1.814	9:46:05.557
5 -	1:16.365	+ 0.482	9:39:43.135	11 -	<b>1:15.883</b>		<b>9:47:21.440</b>

Castle Combe  
Circuit Length = 1.8500 miles  
Start: 09:31 End: 09:48

Weather / Track : Cloudy / Dry


# AJEC AWD Academy Saloon Car Cup

## QUALIFYING - RACE 3 - LAP ANALYSIS

6 -	1:15.950	+ 0.067	9:40:59.085				
<b>75</b>	<b>Martin THOMAS</b>		<b>B Mitsubishi Evo 8</b>				
1 -	1:21.139	+ 2.214	9:34:50.371	5 -	1:20.358	+ 1.433	9:40:11.367
2 -	1:20.693	+ 1.768	9:36:11.064	6 -	<b>1:18.925</b>		<b>9:41:30.292</b>
3 -	1:20.227	+ 1.302	9:37:31.291	7 -	1:19.707	+ 0.782	9:42:49.999
4 -	1:19.718	+ 0.793	9:38:51.009				
<b>97</b>	<b>Simon NORRIS</b>		<b>A Mitsubishi Bogey Evo</b>				
1 -	1:22.521	+ 12.005	9:34:56.724	5 -	1:47.597 P	+ 37.081	9:40:34.408
2 -	1:24.466	+ 13.950	9:36:21.190	6 -	2:02.939	+ 52.423	9:42:37.347
3 -	1:13.512	+ 2.996	9:37:34.702	7 -	1:11.378	+ 0.862	9:43:48.725
4 -	1:12.109	+ 1.593	9:38:46.811	8 -	<b>1:10.516</b>		<b>9:44:59.241</b>
<b>99</b>	<b>Jonathan FAULL</b>		<b>A Mitsubishi Evo 8 GSR</b>				
1 -	1:22.333	+ 5.934	9:37:47.476	4 -	1:18.960	+ 2.561	9:41:40.268
2 -	1:17.433	+ 1.034	9:39:04.909	5 -	2:07.636 P	+ 51.237	9:43:47.904
3 -	<b>1:16.399</b>		<b>9:40:21.308</b>				

# AJEC AWD Academy Saloon Car Cup

## RACE 3 - GRID

ROW 7	1:26.084 22 David HARRIES	
ROW 6	1:19.553 33 Freddie LEATHAM	1:21.988 14 Angus CORRINGE
ROW 5	1:16.399 99 Jonathan FAULL	1:18.925 75 Martin THOMAS
ROW 4	1:15.943 1 Guy HIGGS	1:16.119 7 Nick WILLIAMSON
ROW 3	1:15.731 50 Richard JONES	1:15.883 66 Steven LIQUORISH
ROW 2	1:12.254 5 Laurie KILBY	1:13.022 27 Simon DEATON
ROW 1	1:09.695 6 Gary PREBBLE	1:10.516 97 Simon NORRIS
<b>Pole</b>		
		

Castle Combe  
Circuit Length = 1.8500 miles

**These results are provisional until the conclusion of any judicial and technical matters.**

Clerk of Course :

Timekeeper :

# AJEC AWD Academy Saloon Car Cup

## RACE 3 - CLASSIFICATION

POS	NO	CL	NAME	ENTRY	LAPS	TIME	GAP	DIFF	MPH	BEST	ON
1	7	A	Nick WILLIAMSON	Ford Escort Cosworth	17	20:37.011			91.52	1:11.012	14
2	5	A	Laurie KILBY	Mitsubishi Evo 8.5	17	20:38.940	1.929	1.929	91.38	1:11.565	15
3	97	A	Simon NORRIS	Mitsubishi Bogey Evo	17	20:39.558	2.547	0.618	91.33	1:10.967	14
4	1	B	Guy HIGGS	Mitsubishi Evo 8 MR	17	21:35.192	58.181	55.634	87.41	1:14.636	4
5	66	B	Steven LIQUORISH	Mitsubishi Evo X	17	21:39.282	1:02.271	4.090	87.14	1:15.395	2
6	33	B	Freddie LEATHAM	Mitsubishi Evo 8	16	20:58.896	1 lap	1 lap	84.64	1:16.894	11
7	75	B	Martin THOMAS	Mitsubishi Evo 8	16	21:23.005	1 lap	24.109	83.05	1:18.572	4
8	14	B	Angus CORRINGE	Audi S2	15	20:40.292	2 laps	1 lap	80.54	1:21.162	5
9	22	B	David HARRIES	Subaru Impreza	14	21:47.489	3 laps	1 lap	71.31	1:27.449	2

### NOT CLASSIFIED

DNF	27	A	Simon DEATON	Mitsubishi Evo 8	15	18:36.608	2 laps	0.000	89.46	1:12.112	13
DNF	50	A	Richard JONES	Mitsubishi Evo 8	8	10:11.328	9 laps	7 laps	87.15	1:14.102	6
DNF	99	A	Jonathan FAULL	Mitsubishi Evo 8 GSR	6	8:57.320	11 laps	2 laps	74.36	1:16.481	4
DNF	6	A	Gary PREBBLE	Mitsubishi Evo R57 Sprint	0						

### FASTEST LAP

97	A	Simon NORRIS	Mitsubishi Bogey Evo	14	1:10.967	93.84 mph	151.03 kph
1	B	Guy HIGGS	Mitsubishi Evo 8 MR	4	1:14.636	89.23 mph	143.60 kph

Weather / Track : Cloudy / Dry

These results are provisional until the conclusion of any judicial and technical matters.

Castle Combe  
Circuit Length = 1.8500 miles  
Start: 13:28 End: 13:50

Clerk of Course :

Timekeeper :

# AJEC AWD Academy Saloon Car Cup

## RACE 3 - LAP CHART

Lap 1			Lap 2			Lap 3			Lap 4			Lap 5		
No	Behind	Laptime	No	Behind	Laptime	No	Behind	Laptime	No	Behind	Laptime	No	Behind	Laptime
5		1:17.807	5		1:13.023	5		1:13.329	5		1:12.255	5		1:12.471
97	0.519	1:18.326	97	0.783	1:13.287	97	0.637	1:13.183	97	0.853	1:12.471	97	0.729	1:12.347
27	3.240	1:21.047	27	3.663	1:13.446	7	1.853	1:11.255	7	1.275	1:11.677	7	1.245	1:12.441
1	4.941	1:22.748	7	3.927	1:11.743	27	3.596	1:13.262	27	4.337	1:12.996	22	1 LAP	1:34.994
7	5.207	1:23.014	1	6.905	1:14.987	1	8.274	1:14.698	1	10.655	1:14.636	27	4.891	1:13.025
66	5.745	1:23.552	66	8.117	1:15.395	66	10.549	1:15.761	66	13.881	1:15.587	1	13.131	1:14.947
50	9.500	1:27.307	50	12.991	1:16.514	50	15.153	1:15.491	50	18.004	1:15.106	66	17.278	1:15.868
75	10.811	1:28.618	75	16.706	1:18.918	33	21.277	1:17.346	33	27.623	1:18.601	50	19.665	1:14.132
33	11.584	1:29.391	33	17.260	1:18.699	75	24.647	1:21.270	75	30.964	1:18.572	33	32.477	1:17.325
14	13.156	1:30.963	14	21.577	1:21.444	14	29.888	1:21.640	14	39.377	1:21.744	75	38.205	1:19.712
22	18.184	1:35.991	22	32.610	1:27.449	99	45.525	1:18.326	99	49.751	1:16.481	14	48.068	1:21.162
99	33.277	1:51.084	99	40.528	1:20.274	22	52.725	1:33.444				99	53.817	1:16.537

**AJEC AWD Academy Saloon Car Cup**  
**RACE 3 - LAP CHART**

Lap 6			Lap 7			Lap 8			Lap 9			Lap 10		
No	Behind	Laptime	No	Behind	Laptime	No	Behind	Laptime	No	Behind	Laptime	No	Behind	Laptime
5		1:13.073	5		1:12.829	5		1:12.485	5		1:12.760	5		1:12.337
97	0.458	1:12.802	97	0.342	1:12.713	7	0.431	1:11.984	7	0.606	1:12.935	7	0.530	1:12.261
7	0.883	1:12.711	7	0.932	1:12.878	97	1.732	1:13.875	97	2.291	1:13.319	97	2.929	1:12.975
27	4.376	1:12.558	27	4.756	1:13.209	27	4.868	1:12.597	27	5.071	1:12.963	27	5.831	1:13.097
1	16.405	1:16.347	1	19.389	1:15.813	1	23.767	1:16.863	14	1 LAP	1:24.677	14	1 LAP	1:23.699
66	20.294	1:16.089	50	22.196	1:14.331	50	24.056	1:14.345	1	27.004	1:15.997	22	2 LAPS	1:36.567
50	20.694	1:14.102	99	1 LAP	1:54.618 P	66	27.043	1:15.672	66	30.828	1:16.545	1	31.184	1:16.517
22	1 LAP	1:35.088	66	23.856	1:16.391	33	48.599	1:18.705	33	53.399	1:17.560	66	34.985	1:16.494
33	37.632	1:18.228	33	42.379	1:17.576	75	58.621	1:20.700	75	1:05.470	1:19.609	33	58.647	1:17.585
75	44.284	1:19.152	22	1 LAP	1:36.213	22	1 LAP	1:34.085				75	1:12.059	1:18.926
14	56.490	1:21.495	75	50.406	1:18.951									
			14	1:05.765	1:22.104									

**AJEC AWD Academy Saloon Car Cup**  
**RACE 3 - LAP CHART**


Lap 11			Lap 12			Lap 13			Lap 14			Lap 15		
No	Behind	Laptime	No	Behind	Laptime	No	Behind	Laptime	No	Behind	Laptime	No	Behind	Laptime
5		1:12.949	5		1:12.800	7		1:11.460	7		1:11.012	7		1:11.910
7	0.516	1:12.935	7	0.297	1:12.581	5	0.956	1:12.713	5	2.533	1:12.589	5	2.188	1:11.565
97	1.969	1:11.989	97	2.240	1:13.071	97	3.357	1:12.874	33	1 LAP	1:18.184	97	2.745	1:11.343
27	5.104	1:12.222	27	4.733	1:12.429	27	5.088	1:12.112	97	3.312	1:10.967	33	1 LAP	1:17.743
14	1 LAP	1:21.186	75	1 LAP	1:20.871	75	1 LAP	1:19.302	27	6.242	1:12.166	27	23.811	1:29.479 P
1	34.103	1:15.868	14	1 LAP	1:21.729	1	42.052	1:15.892	22	3 LAPS	1:34.532	75	1 LAP	1:20.508
66	37.996	1:15.960	1	37.917	1:16.614	14	1 LAP	1:22.722	75	1 LAP	1:19.267	22	3 LAPS	1:30.977
22	2 LAPS	1:34.458	66	40.813	1:15.617	66	45.008	1:15.952	1	46.472	1:15.432	1	50.048	1:15.486
33	1:02.592	1:16.894	22	2 LAPS	1:32.024				66	49.768	1:15.772	66	53.968	1:16.110
			33	1:07.737	1:17.945				14	1 LAP	1:21.398	14	1 LAP	1:21.650

**AJEC AWD Academy Saloon Car Cup  
RACE 3 - LAP CHART**

Lap 16			Lap 17		
No	Behind	Laptime	No	Behind	Laptime
7		1:11.453	7		1:12.761
5	2.586	1:11.851	5	1.929	1:12.104
97	3.243	1:11.951	97	2.547	1:12.065
33	1 LAP	1:18.287	14	2 LAPS	1:22.679
75	1 LAP	1:19.067	33	1 LAP	1:18.827
22	3 LAPS	1:30.151	75	1 LAP	1:19.562
1	54.962	1:16.367	1	58.181	1:15.980
66	58.779	1:16.264	66	1:02.271	1:16.253
			22	3 LAPS	1:31.516



**AJEC AWD Academy Saloon Car Cup**  
**RACE 9 - GRID**

ROW 7	6   Gary PREBBLE	
ROW 6	50   Richard JONES	99   Jonathan FAULL
ROW 5	22   David HARRIES	27   Simon DEATON
ROW 4	75   Martin THOMAS	14   Angus CORRINGE
ROW 3	66   Steven LIQUORISH	33   Freddie LEATHAM
ROW 2	97   Simon NORRIS	1   Guy HIGGS
ROW 1	7   Nick WILLIAMSON	5   Laurie KILBY
	<b>Pole</b>	
		

Castle Combe  
 Circuit Length = 1.8500 miles

**These results are provisional until the conclusion of any judicial and technical matters.**

Clerk of Course :		Timekeeper :

# AJEC AWD Academy Saloon Car Cup

## RACE 9 - CLASSIFICATION

POS	NO	CL	NAME	ENTRY	LAPS	TIME	GAP	DIFF	MPH	BEST	ON
1	6	A	<b>Gary PREBBLE</b>	Mitsubishi Evo R57 Sprint	17	20:30.269			92.02	1:10.143	10
2	7	A	<b>Nick WILLIAMSON</b>	Ford Escort Cosworth	17	20:36.183	<b>5.914</b>	5.914	91.58	1:10.678	7
3	99	A	<b>Jonathan FAULL</b>	Mitsubishi Evo 8 GSR	17	21:23.581	<b>53.312</b>	47.398	88.20	1:13.440	12
4	1	B	<b>Guy HIGGS</b>	Mitsubishi Evo 8 MR	17	21:45.484	<b>1:15.215</b>	21.903	86.72	1:15.334	10
5	75	B	<b>Martin THOMAS</b>	Mitsubishi Evo 8	16	21:17.248	<b>1 lap</b>	1 lap	83.42	1:18.062	8
6	33	B	<b>Freddie LEATHAM</b>	Mitsubishi Evo 8	16	21:23.189	<b>1 lap</b>	5.941	83.04	1:16.702	10
7	14	B	<b>Angus CORRINGE</b>	Audi S2	16	21:51.924	<b>1 lap</b>	28.735	81.22	1:20.862	9
8	22	B	<b>David HARRIES</b>	Subaru Impreza	14	21:41.777	<b>3 laps</b>	2 laps	71.62	1:30.259	12
NOT CLASSIFIED											
DNF	66	B	<b>Steven LIQUORISH</b>	Mitsubishi Evo X	15	19:06.149	<b>2 laps</b>	0.000	87.16	1:15.414	10
DNF	5	A	<b>Laurie KILBY</b>	Mitsubishi Evo 8.5	12	15:05.251	<b>5 laps</b>	3 laps	88.28	1:10.929	2
DNF	97	A	<b>Simon NORRIS</b>	Mitsubishi Bogey Evo	3	3:41.196	<b>14 laps</b>	9 laps	90.32	1:12.407	3
FASTEST LAP											
6	A	<b>Gary PREBBLE</b>	Mitsubishi Evo R57 Sprint	10	1:10.143			94.94 mph		152.80 kph	
1	B	<b>Guy HIGGS</b>	Mitsubishi Evo 8 MR	10	1:15.334			88.40 mph		142.27 kph	

Weather / Track : Cloudy / Dry

These results are provisional until the conclusion of any judicial and technical matters.

Castle Combe  
Circuit Length = 1.8500 miles  
Start: 16:36 End: 16:58

Clerk of Course :		Timekeeper :
-------------------	--	--------------

**AJEC AWD Academy Saloon Car Cup**  
**RACE 9 - LAP CHART**

Lap 1			Lap 2			Lap 3			Lap 4			Lap 5		
No	Behind	Laptime	No	Behind	Laptime	No	Behind	Laptime	No	Behind	Laptime	No	Behind	Laptime
7		1:13.584	7		1:10.735	7		1:10.937	7		1:10.768	7		1:12.449
5	0.620	1:14.204	5	0.814	1:10.929	5	2.283	1:12.406	6	6.904	1:11.758	6	5.398	1:10.943
97	2.644	1:16.228	97	4.470	1:12.561	6	5.914	1:11.999	5	7.719	1:16.204	5	13.129	1:17.859
1	4.456	1:18.040	6	4.852	1:11.116	97	5.940	1:12.407	1	19.751	1:15.790	22	1 LAP	1:34.654
6	4.471	1:18.055	1	9.670	1:15.949	1	14.729	1:15.996	66	20.279	1:15.782	1	23.511	1:16.209
66	5.466	1:19.050	66	10.270	1:15.539	66	15.265	1:15.932	33	26.780	1:17.567	66	24.124	1:16.294
33	8.031	1:21.615	33	14.204	1:16.908	33	19.981	1:16.714	99	27.614	1:15.246	99	30.905	1:15.740
75	10.545	1:24.129	99	18.371	1:16.551	99	23.136	1:15.702	75	35.212	1:18.788	33	33.022	1:18.691
14	11.986	1:25.570	75	18.937	1:19.127	75	27.192	1:19.192	14	44.038	1:21.064	75	41.358	1:18.595
99	12.555	1:26.139	14	22.990	1:21.739	14	33.742	1:21.689				14	52.658	1:21.069
22	24.014	1:37.598	22	46.078	1:32.799	22	1:06.436	1:31.295						

# AJEC AWD Academy Saloon Car Cup

## RACE 9 - LAP CHART

Lap 6			Lap 7			Lap 8			Lap 9			Lap 10		
No	Behind	Laptime	No	Behind	Laptime	No	Behind	Laptime	No	Behind	Laptime	No	Behind	Laptime
7		1:11.776	7		1:10.678	7		1:11.236	7		1:11.771	7		1:11.277
6	3.936	1:10.314	6	3.516	1:10.258	14	1 LAP	1:22.277	6	1.803	1:10.731	75	1 LAP	1:18.779
5	19.642	1:18.289	5	25.578	1:16.614	6	2.843	1:10.563	14	1 LAP	1:22.867	6	0.669	1:10.143
1	29.023	1:17.288	1	34.335	1:15.990	5	28.939	1:14.597	22	2 LAPS	1:37.511	14	1 LAP	1:20.862
66	29.476	1:17.128	66	34.732	1:15.934	1	39.349	1:16.250	5	33.128	1:15.960	22	2 LAPS	1:30.694
99	33.616	1:14.487	99	37.118	1:14.180	66	39.980	1:16.484	99	42.343	1:13.945	5	37.181	1:15.330
33	38.469	1:17.223	33	44.610	1:16.819	99	40.169	1:14.287	1	44.607	1:17.029	99	45.583	1:14.517
22	1 LAP	1:35.019	75	57.458	1:18.911	33	1:00.383	1:27.009	66	45.203	1:16.994	1	48.664	1:15.334
75	49.225	1:19.643	22	1 LAP	1:32.411	75	1:04.284	1:18.062	33	1:05.841	1:17.229	66	49.340	1:15.414
14	1:01.818	1:20.936										33	1:11.266	1:16.702

**AJEC AWD Academy Saloon Car Cup**  
**RACE 9 - LAP CHART**

Lap 11			Lap 12			Lap 13			Lap 14			Lap 15		
No	Behind	Laptime	No	Behind	Laptime	No	Behind	Laptime	No	Behind	Laptime	No	Behind	Laptime
6		1:10.867	6		1:11.554	6		1:13.216	6		1:13.803	6		1:14.044
7	1.674	1:13.210	7	4.288	1:14.168	22	3 LAPS	1:31.814	7	6.728	1:14.726	7	7.619	1:14.935
75	1 LAP	1:19.726	33	1 LAP	1:18.641	7	5.805	1:14.733	22	3 LAPS	1:30.309	22	3 LAPS	1:30.259
14	1 LAP	1:20.954	75	1 LAP	1:18.546	33	1 LAP	1:18.232	75	1 LAP	1:24.074	75	1 LAP	1:20.829
5	41.342	1:15.697	14	1 LAP	1:21.723	75	1 LAP	1:18.890	33	1 LAP	1:45.499	33	1 LAP	1:18.119
99	48.424	1:14.377	5	46.950	1:17.162	14	1 LAP	1:21.817	99	54.222	1:15.166	99	54.283	1:14.105
1	52.984	1:15.856	99	50.310	1:13.440	99	52.859	1:15.765	14	1 LAP	1:22.025	66	1:06.785	1:16.726
66	53.799	1:15.995	1	57.227	1:15.797	1	1:00.875	1:16.864	1	1:03.784	1:16.712	1	1:07.036	1:17.296
22	2 LAPS	1:32.720	66	57.675	1:15.430	66	1:01.098	1:16.639	66	1:04.103	1:16.808	14	1 LAP	1:23.303

**AJEC AWD Academy Saloon Car Cup  
RACE 9 - LAP CHART**

Lap 16			Lap 17		
No	Behind	Laptime	No	Behind	Laptime
6		1:14.627	6		1:16.278
7	6.880	1:13.888	7	5.914	1:15.312
75	1 LAP	1:19.551	75	1 LAP	1:20.406
33	1 LAP	1:17.551	33	1 LAP	1:18.670
22	3 LAPS	1:30.760	99	53.312	1:15.572
99	54.018	1:14.362	22	3 LAPS	1:33.934
1	1:10.464	1:18.055	1	1:15.215	1:21.029
14	1 LAP	1:21.295	14	1 LAP	1:22.734

# 750MC Locost Championship

## QUALIFYING - RACE 4 - CLASSIFICATION

POS	NO	CL	NAME	ENTRY	TIME	ON	LAPS	GAP	DIFF	MPH
1	24		Lee BANKHURST	Locost	1:25.694	1	10			77.71
2	28		David BLACK	Locost	1:25.759	1	10	0.065	0.065	77.65
3	4		Tom COLLER	Locost	1:26.017	5	5	0.323	0.258	77.42
4	27		Alex von EHRHEIM	Locost	1:26.308	6	9	0.614	0.291	77.16
5	5		Matt CHERRINGTON	Locost	1:26.432	7	8	0.738	0.124	77.05
6	2		Scott MITTELL	Locost	1:26.523	5	10	0.829	0.091	76.97
7	82		David BOUCHER	Locost	1:27.183	8	10	1.489	0.660	76.39
8	71		Jason GIBBONS	Locost	1:27.336	9	9	1.642	0.153	76.25
9	56		Douglas HANNAH	Locost	1:27.575	5	9	1.881	0.239	76.04
10	60		Sam BRADLEY	Locost	1:27.909	8	9	2.215	0.334	75.76
11	99		Martin GAMBLING	Locost	1:27.998	2	2	2.304	0.089	75.68
12	88		Nick MORLEY	Locost	1:28.076	2	4	2.382	0.078	75.61
13	58		Anthony MAY	Locost	1:28.092	9	9	2.398	0.016	75.60
14	43		Simon WOOD	Locost	1:28.437	5	5	2.743	0.345	75.30
15	70		Sian STAFFORD	Locost	1:28.851	3	10	3.157	0.414	74.95
16	85		James O'DONNELL	Locost	1:29.033	9	9	3.339	0.182	74.80
17	11		Lynfel OWEN	Locost	1:29.422	9	9	3.728	0.389	74.47
18	16		Victoria PICKLES	Locost	1:29.569	5	10	3.875	0.147	74.35
19	52		Richard LEE	Locost	1:29.918	7	9	4.224	0.349	74.06
20	77		Nick SELBY	Locost	1:30.236	7	9	4.542	0.318	73.80
21	40		Paul BRYANT	Locost	1:30.551	1	4	4.857	0.315	73.55
22	33		Glenn BOYER	Locost	1:30.591	4	9	4.897	0.040	73.51
23	61		Stuart SELLARS	Locost	1:32.712	2	4	7.018	2.121	71.83
24	26		Ian MITTELL	Locost	1:32.989	7	9	7.295	0.277	71.62
25	37		Barry STUART	Locost	1:33.388	6	9	7.694	0.399	71.31
26	74		Steven WELLS	Locost	1:33.694	5	9	8.000	0.306	71.08
27	42		Simon IRONSIDE	Locost	1:33.838	4	5	8.144	0.144	70.97
28	30		Kevin WERNHAM	Locost	1:33.883	7	9	8.189	0.045	70.93
29	44		Campbell CASSIDY	Locost	1:34.594	2	2	8.900	0.711	70.40
30	67		Ernie GUSHLOW	Locost	1:36.463	1	1	10.769	1.869	69.04
31	36		Trevor FAUNCH	Locost	1:37.439	2	8	11.745	0.976	68.35
32	21		David BERRY	Locost	1:40.428	8	8	14.734	2.989	66.31
33	86		Jon LANCELEY	Locost		0	0			

Car No's 27, 70 & 86 need working transponders.  
Will not be timed in the race without.

Weather / Track : Cloudy / Dry

These results are provisional until the conclusion of any judicial and technical matters.

Castle Combe  
Circuit Length = 1.8500 miles  
Start: 09:52 End: 10:12

Clerk of Course :		Timekeeper :
-------------------	--	--------------

## 750MC Locost Championship

### QUALIFYING - RACE 4 - LAP ANALYSIS

<b>2</b>	<b>Scott MITTELL</b>						Locost	
1 -	1:27.823	+ 1.300	9:55:06.923	6 -	1:27.648	+ 1.125	10:02:47.676	
2 -	1:28.356	+ 1.833	9:56:35.279	7 -	1:34.416	+ 7.893	10:04:22.092	
3 -	1:28.289	+ 1.766	9:58:03.568	8 -	1:27.710	+ 1.187	10:05:49.802	
4 -	1:49.937	+ 23.414	9:59:53.505	9 -	1:28.180	+ 1.657	10:07:17.982	
5 -	<b>1:26.523</b>		<b>10:01:20.028</b>	10 -	1:27.221	+ 0.698	10:08:45.203	
<b>4</b>	<b>Tom COLLER</b>						Locost	
1 -	1:30.925	+ 4.908	9:55:37.098	4 -	1:27.737	+ 1.720	10:00:01.055	
2 -	1:27.082	+ 1.065	9:57:04.180	5 -	<b>1:26.017</b>		<b>10:01:27.072</b>	
3 -	1:29.138	+ 3.121	9:58:33.318					
<b>5</b>	<b>Matt CHERRINGTON</b>						Locost	
1 -	1:29.008	+ 2.576	9:55:59.442	5 -	1:29.367	+ 2.935	10:01:56.802	
2 -	1:28.078	+ 1.646	9:57:27.520	6 -	1:28.024	+ 1.592	10:03:24.826	
3 -	1:31.639	+ 5.207	9:58:59.159	7 -	<b>1:26.432</b>		<b>10:04:51.258</b>	
4 -	1:28.276	+ 1.844	10:00:27.435	8 -	1:43.187 P	+ 16.755	10:06:34.445	
<b>11</b>	<b>Lynfel OWEN</b>						Locost	
1 -	1:30.965	+ 1.543	9:55:23.702	6 -	1:29.875	+ 0.453	10:02:53.249	
2 -	1:29.522	+ 0.100	9:56:53.224	7 -	1:30.851	+ 1.429	10:04:24.100	
3 -	1:29.712	+ 0.290	9:58:22.936	8 -	1:29.475	+ 0.053	10:05:53.575	
4 -	1:30.350	+ 0.928	9:59:53.286	9 -	<b>1:29.422</b>		<b>10:07:22.997</b>	
5 -	1:30.088	+ 0.666	10:01:23.374					
<b>16</b>	<b>Victoria PICKLES</b>						Locost	
1 -	1:32.503	+ 2.934	9:55:04.439	6 -	1:29.735	+ 0.166	10:02:36.507	
2 -	1:32.723	+ 3.154	9:56:37.162	7 -	1:32.284	+ 2.715	10:04:08.791	
3 -	1:30.057	+ 0.488	9:58:07.219	8 -	1:31.384	+ 1.815	10:05:40.175	
4 -	1:29.984	+ 0.415	9:59:37.203	9 -	1:32.059	+ 2.490	10:07:12.234	
5 -	<b>1:29.569</b>		<b>10:01:06.772</b>	10 -	1:31.974	+ 2.405	10:08:44.208	
<b>21</b>	<b>David BERRY</b>						Locost	
1 -	1:45.154	+ 4.726	9:55:37.068	5 -	1:44.708	+ 4.280	10:02:35.097	
2 -	1:43.368	+ 2.940	9:57:20.436	6 -	1:47.030	+ 6.602	10:04:22.127	
3 -	1:44.332	+ 3.904	9:59:04.768	7 -	1:43.236	+ 2.808	10:06:05.363	
4 -	1:45.621	+ 5.193	10:00:50.389	8 -	<b>1:40.428</b>		<b>10:07:45.791</b>	
<b>24</b>	<b>Lee BANKHURST</b>						Locost	
1 -	<b>1:25.694</b>		<b>9:54:55.227</b>	6 -	1:26.635	+ 0.941	10:02:15.098	
2 -	1:27.362	+ 1.668	9:56:22.589	7 -	1:26.697	+ 1.003	10:03:41.795	
3 -	1:28.564	+ 2.870	9:57:51.153	8 -	1:28.565	+ 2.871	10:05:10.360	
4 -	1:30.333	+ 4.639	9:59:21.486	9 -	1:32.076	+ 6.382	10:06:42.436	
5 -	1:26.977	+ 1.283	10:00:48.463	10 -	1:27.674	+ 1.980	10:08:10.110	
<b>26</b>	<b>Ian MITTELL</b>						Locost	
1 -	1:35.169	+ 2.180	9:55:25.607	6 -	1:34.088	+ 1.099	10:03:18.143	
2 -	1:35.657	+ 2.668	9:57:01.264	7 -	<b>1:32.989</b>		<b>10:04:51.132</b>	
3 -	1:34.539	+ 1.550	9:58:35.803	8 -	1:35.168	+ 2.179	10:06:26.300	
4 -	1:33.618	+ 0.629	10:00:09.421	9 -	1:35.440	+ 2.451	10:08:01.740	
5 -	1:34.634	+ 1.645	10:01:44.055					
<b>27</b>	<b>Alex von EHRHEIM</b>						Locost	
1 -	1:28.856	+ 2.548	9:55:44.927	6 -	<b>1:26.308</b>		<b>10:03:08.029</b>	
2 -	1:30.447	+ 4.139	9:57:15.374	7 -	1:28.971	+ 2.663	10:04:37.000	
3 -	1:30.793	+ 4.485	9:58:46.167	8 -	1:31.112	+ 4.804	10:06:08.112	
4 -	1:28.864	+ 2.556	10:00:15.031	9 -	1:30.851	+ 4.543	10:07:38.963	
5 -	1:26.690	+ 0.382	10:01:41.721					
<b>28</b>	<b>David BLACK</b>						Locost	
1 -	<b>1:25.759</b>		<b>9:54:54.607</b>	6 -	1:26.105	+ 0.346	10:02:13.254	
2 -	1:29.689	+ 3.930	9:56:24.296	7 -	1:26.315	+ 0.556	10:03:39.569	
3 -	1:27.041	+ 1.282	9:57:51.337	8 -	1:27.463	+ 1.704	10:05:07.032	

Car No's 27, 70 & 86 need working transponders.  
Will not be timed in the race without.  
Weather / Track : Cloudy / Dry

Castle Combe  
Circuit Length = 1.8500 miles  
Start: 09:52 End: 10:12



# 750MC Locost Championship

## QUALIFYING - RACE 4 - LAP ANALYSIS

4 -	1:29.596	+ 3.837	9:59:20.933	9 -	1:31.626	+ 5.867	10:06:38.658
5 -	1:26.216	+ 0.457	10:00:47.149	10 -	1:30.566	+ 4.807	10:08:09.224
<b>30</b>	<b>Kevin WERNHAM</b> Locost						
1 -	1:36.106	+ 2.223	9:55:28.585	6 -	1:34.809	+ 0.926	10:03:31.286
2 -	1:35.402	+ 1.519	9:57:03.987	7 -	<b>1:33.883</b>		<b>10:05:05.169</b>
3 -	1:40.665	+ 6.782	9:58:44.652	8 -	1:38.760	+ 4.877	10:06:43.929
4 -	1:36.335	+ 2.452	10:00:20.987	9 -	1:36.524	+ 2.641	10:08:20.453
5 -	1:35.490	+ 1.607	10:01:56.477				
<b>33</b>	<b>Glenn BOYER</b> Locost						
1 -	1:32.607	+ 2.016	9:55:39.758	6 -	1:30.788	+ 0.197	10:03:32.154
2 -	1:45.173	+ 14.582	9:57:24.931	7 -	1:31.266	+ 0.675	10:05:03.420
3 -	1:35.075	+ 4.484	9:59:00.006	8 -	1:34.555	+ 3.964	10:06:37.975
4 -	<b>1:30.591</b>		<b>10:00:30.597</b>	9 -	1:33.146	+ 2.555	10:08:11.121
5 -	1:30.769	+ 0.178	10:02:01.366				
<b>36</b>	<b>Trevor FAUNCH</b> Locost						
1 -	1:39.100	+ 1.661	9:56:12.123	5 -	1:39.302	+ 1.863	10:02:58.440
2 -	<b>1:37.439</b>		<b>9:57:49.562</b>	6 -	1:38.591	+ 1.152	10:04:37.031
3 -	1:49.069	+ 11.630	9:59:38.631	7 -	1:39.739	+ 2.300	10:06:16.770
4 -	1:40.507	+ 3.068	10:01:19.138	8 -	1:39.811	+ 2.372	10:07:56.581
<b>37</b>	<b>Barry STUART</b> Locost						
1 -	1:36.407	+ 3.019	9:55:41.364	6 -	<b>1:33.388</b>		<b>10:03:35.770</b>
2 -	1:34.605	+ 1.217	9:57:15.969	7 -	1:33.705	+ 0.317	10:05:09.475
3 -	1:37.908	+ 4.520	9:58:53.877	8 -	1:34.864	+ 1.476	10:06:44.339
4 -	1:34.452	+ 1.064	10:00:28.329	9 -	1:34.725	+ 1.337	10:08:19.064
5 -	1:34.053	+ 0.665	10:02:02.382				
<b>40</b>	<b>Paul BRYANT</b> Locost						
1 -	<b>1:30.551</b>		<b>9:55:44.311</b>	3 -	8:13.728 P	+ 6:43.177	10:05:30.505
2 -	1:32.466	+ 1.915	9:57:16.777	4 -	1:46.492	+ 15.941	10:07:16.997
<b>42</b>	<b>Simon IRONSIDE</b> Locost						
1 -	1:36.374	+ 2.536	9:55:17.831	4 -	<b>1:33.838</b>		<b>10:00:05.136</b>
2 -	1:37.969	+ 4.131	9:56:55.800	5 -	1:34.017	+ 0.179	10:01:39.153
3 -	1:35.498	+ 1.660	9:58:31.298				
<b>43</b>	<b>Simon WOOD</b> Locost						
1 -	1:30.235	+ 1.798	9:57:36.920	4 -	1:29.568	+ 1.131	10:02:07.697
2 -	1:30.583	+ 2.146	9:59:07.503	5 -	<b>1:28.437</b>		<b>10:03:36.134</b>
3 -	1:30.626	+ 2.189	10:00:38.129				
<b>44</b>	<b>Campbell CASSIDY</b> Locost						
1 -	1:35.657	+ 1.063	9:55:22.310	2 -	<b>1:34.594</b>		<b>9:56:56.904</b>
<b>52</b>	<b>Richard LEE</b> Locost						
1 -	1:37.014	+ 7.096	9:55:40.528	6 -	1:31.764	+ 1.846	10:03:18.892
2 -	1:31.998	+ 2.080	9:57:12.526	7 -	<b>1:29.918</b>		<b>10:04:48.810</b>
3 -	1:32.401	+ 2.483	9:58:44.927	8 -	1:34.870	+ 4.952	10:06:23.680
4 -	1:31.717	+ 1.799	10:00:16.644	9 -	1:31.750	+ 1.832	10:07:55.430
5 -	1:30.484	+ 0.566	10:01:47.128				
<b>56</b>	<b>Douglas HANNAH</b> Locost						
1 -	1:28.482	+ 0.907	9:55:48.010	6 -	1:29.072	+ 1.497	10:03:16.520
2 -	1:29.835	+ 2.260	9:57:17.845	7 -	1:28.701	+ 1.126	10:04:45.221
3 -	1:32.057	+ 4.482	9:58:49.902	8 -	1:49.328	+ 21.753	10:06:34.549
4 -	1:29.971	+ 2.396	10:00:19.873	9 -	1:30.113	+ 2.538	10:08:04.662
5 -	<b>1:27.575</b>		<b>10:01:47.448</b>				
<b>58</b>	<b>Anthony MAY</b> Locost						
1 -	1:32.746	+ 4.654	9:55:18.197	6 -	1:30.057	+ 1.965	10:02:53.923

Car No's 27, 70 & 86 need working transponders.  
Will not be timed in the race without.  
Weather / Track : Cloudy / Dry

Castle Combe  
Circuit Length = 1.8500 miles  
Start: 09:52 End: 10:12

## 750MC Locost Championship

### QUALIFYING - RACE 4 - LAP ANALYSIS

2 -	1:30.857	+ 2.765	9:56:49.054	7 -	1:30.424	+ 2.332	10:04:24.347
3 -	1:30.894	+ 2.802	9:58:19.948	8 -	1:29.356	+ 1.264	10:05:53.703
4 -	1:33.553	+ 5.461	9:59:53.501	9 -	<b>1:28.092</b>		<b>10:07:21.795</b>
5 -	1:30.365	+ 2.273	10:01:23.866				
<b>60</b>	<b>Sam BRADLEY</b>			<b>Locost</b>			
1 -	1:29.866	+ 1.957	9:55:14.124	6 -	1:29.937	+ 2.028	10:02:53.467
2 -	1:29.424	+ 1.515	9:56:43.548	7 -	1:30.119	+ 2.210	10:04:23.586
3 -	1:28.691	+ 0.782	9:58:12.239	8 -	<b>1:27.909</b>		<b>10:05:51.495</b>
4 -	1:41.648	+ 13.739	9:59:53.887	9 -	1:28.879	+ 0.970	10:07:20.374
5 -	1:29.643	+ 1.734	10:01:23.530				
<b>61</b>	<b>Stuart SELLARS</b>			<b>Locost</b>			
1 -	1:35.618	+ 2.906	9:55:38.279	3 -	1:54.495	+ 21.783	9:59:05.486
2 -	<b>1:32.712</b>		<b>9:57:10.991</b>	4 -	3:52.285 p	+ 2:19.573	10:02:57.771
<b>67</b>	<b>Ernie GUSHLOW</b>			<b>Locost</b>			
1 -	<b>1:36.463</b>		<b>9:55:42.487</b>				
<b>70</b>	<b>Sian STAFFORD</b>			<b>Locost</b>			
1 -	1:31.020	+ 2.169	9:55:06.222	6 -	1:29.607	+ 0.756	10:02:35.701
2 -	1:30.941	+ 2.090	9:56:37.163	7 -	1:32.652	+ 3.801	10:04:08.353
3 -	<b>1:28.851</b>		<b>9:58:06.014</b>	8 -	1:35.821	+ 6.970	10:05:44.174
4 -	1:30.177	+ 1.326	9:59:36.191	9 -	1:30.118	+ 1.267	10:07:14.292
5 -	1:29.903	+ 1.052	10:01:06.094	10 -	1:30.369	+ 1.518	10:08:44.661
<b>71</b>	<b>Jason GIBBONS</b>			<b>Locost</b>			
1 -	1:31.679	+ 4.343	9:55:21.141	6 -	1:29.008	+ 1.672	10:02:48.339
2 -	1:30.931	+ 3.595	9:56:52.072	7 -	1:35.080	+ 7.744	10:04:23.419
3 -	1:29.161	+ 1.825	9:58:21.233	8 -	1:28.893	+ 1.557	10:05:52.312
4 -	1:29.920	+ 2.584	9:59:51.153	9 -	<b>1:27.336</b>		<b>10:07:19.648</b>
5 -	1:28.178	+ 0.842	10:01:19.331				
<b>74</b>	<b>Steven WELLS</b>			<b>Locost</b>			
1 -	1:39.896	+ 6.202	9:55:25.281	6 -	1:36.220	+ 2.526	10:03:35.174
2 -	1:38.200	+ 4.506	9:57:03.481	7 -	1:37.689	+ 3.995	10:05:12.863
3 -	1:43.618	+ 9.924	9:58:47.099	8 -	1:36.594	+ 2.900	10:06:49.457
4 -	1:38.161	+ 4.467	10:00:25.260	9 -	1:34.964	+ 1.270	10:08:24.421
5 -	<b>1:33.694</b>		<b>10:01:58.954</b>				
<b>77</b>	<b>Nick SELBY</b>			<b>Locost</b>			
1 -	1:36.319	+ 6.083	9:55:41.846	6 -	1:31.092	+ 0.856	10:03:24.611
2 -	1:37.174	+ 6.938	9:57:19.020	7 -	<b>1:30.236</b>		<b>10:04:54.847</b>
3 -	1:32.833	+ 2.597	9:58:51.853	8 -	1:32.854	+ 2.618	10:06:27.701
4 -	1:30.858	+ 0.622	10:00:22.711	9 -	2:05.458	+ 35.222	10:08:33.159
5 -	1:30.808	+ 0.572	10:01:53.519				
<b>82</b>	<b>David BOUCHER</b>			<b>Locost</b>			
1 -	1:27.733	+ 0.550	9:55:07.515	6 -	1:28.789	+ 1.606	10:02:30.512
2 -	1:29.359	+ 2.176	9:56:36.874	7 -	1:27.646	+ 0.463	10:03:58.158
3 -	1:27.627	+ 0.444	9:58:04.501	8 -	<b>1:27.183</b>		<b>10:05:25.341</b>
4 -	1:27.718	+ 0.535	9:59:32.219	9 -	1:28.394	+ 1.211	10:06:53.735
5 -	1:29.504	+ 2.321	10:01:01.723	10 -	1:27.864	+ 0.681	10:08:21.599
<b>85</b>	<b>James O'DONNELL</b>			<b>Locost</b>			
1 -	1:32.153	+ 3.120	9:55:43.454	6 -	1:29.961	+ 0.928	10:03:38.885
2 -	1:38.472	+ 9.439	9:57:21.926	7 -	1:30.803	+ 1.770	10:05:09.688
3 -	1:43.977	+ 14.944	9:59:05.903	8 -	1:33.183	+ 4.150	10:06:42.871
4 -	1:31.253	+ 2.220	10:00:37.156	9 -	<b>1:29.033</b>		<b>10:08:11.904</b>
5 -	1:31.768	+ 2.735	10:02:08.924				
<b>86</b>	<b>Jon LANCELEY</b>			<b>Locost</b>			

Car No's 27, 70 & 86 need working transponders.  
Will not be timed in the race without.  
Weather / Track : Cloudy / Dry

Castle Combe  
Circuit Length = 1.8500 miles  
Start: 09:52 End: 10:12

**750MC Locost Championship**  
**QUALIFYING - RACE 4 - LAP ANALYSIS**


<b>88</b>	<b>Nick MORLEY</b>		Locost				
1 -	1:30.187	+ 2.111	9:55:54.207	3 -	8:49.910 P	+ 7:21.834	10:06:12.193
2 -	<b>1:28.076</b>		<b>9:57:22.283</b>	4 -	1:51.429	+ 23.353	10:08:03.622
<b>99</b>	<b>Martin GAMBLING</b>		Locost				
1 -	1:31.135	+ 3.137	9:55:39.909	2 -	<b>1:27.998</b>		<b>9:57:07.907</b>

Car No's 27, 70 & 86 need working transponders.  
 Will not be timed in the race without.  
 Weather / Track : Cloudy / Dry

Castle Combe  
 Circuit Length = 1.8500 miles  
 Start: 09:52 End: 10:12

# 750 MC Locost Championship

## RACE 4 - GRID

ROW 17	22 James McALLISTER		
ROW 16	1:37.439	36 Trevor FAUNCH	21 David BERRY 1:40.428
ROW 15	1:34.594	44 Campbell CASSIDY	67 Ernie GUSHLOW 1:36.463
ROW 14	1:33.838	42 Simon IRONSIDE	30 Kevin WERNHAM 1:33.883
ROW 13	1:33.388	37 Barry STUART	74 Steven WELLS 1:33.694
ROW 12	1:32.712	61 Stuart SELLARS	26 Ian MITTELL 1:32.989
ROW 11	1:30.551	40 Paul BRYANT	33 Glenn BOYER 1:30.591
ROW 10	1:29.918	52 Richard LEE	77 Nick SELBY 1:30.236
ROW 9	1:29.422	11 Lynfel OWEN	16 Victoria PICKLES 1:29.569
ROW 8	1:28.851	70 Sian STAFFORD	85 James O'DONNELL 1:29.033
ROW 7	1:28.092	58 Anthony MAY	43 Simon WOOD 1:28.437
ROW 6	1:27.998	99 Martin GAMBLING	88 Nick MORLEY 1:28.076
ROW 5	1:27.575	56 Douglas HANNAH	60 Sam BRADLEY 1:27.909
ROW 4	1:27.183	82 David BOUCHER	71 Jason GIBBONS 1:27.336
ROW 3	1:26.432	5 Matt CHERRINGTON	2 Scott MITTELL 1:26.523
ROW 2	1:26.017	4 Tom COLLER	27 Alex von EHRHEIM 1:26.308
ROW 1	1:25.694	24 Lee BANKHURST	28 David BLACK 1:25.759
<b>Pole</b>			
			

Castle Combe  
Circuit Length = 1.8500 miles

**These results are provisional until the conclusion of any judicial and technical matters.**

Clerk of Course :

Timekeeper :

# 750 MC Locost Championship

## RACE 4 - CLASSIFICATION - AMENDED

POS	NO	CL	NAME	ENTRY	LAPS	TIME	GAP	DIFF	MPH	BEST	ON
1	24		Lee BANKHURST	Locost	10	14:29.149			76.62	1:25.587	4
2	28		David BLACK	Locost	10	14:29.543	0.394	0.394	76.59	1:25.592	8
3	27		Alex von EHRHEIM	Locost	10	14:29.768	0.619	0.225	76.57	1:24.341	4
4	2		Scott MITTELL	Locost	10	14:29.866	0.717	0.098	76.56	1:24.981	4
5	5		Matt CHERRINGTON	Locost	10	14:31.686	2.537	1.820	76.40	1:24.692	5
6	99		Martin GAMBLING	Locost	10	14:33.916	4.767	2.230	76.20	1:24.969	7
7	4		Tom COLLER	Locost	10	14:34.297	5.148	0.381	76.17	1:25.002	4
8	71		Jason GIBBONS	Locost	10	14:39.307	10.158	5.010	75.74	1:26.356	5
9	88		Nick MORLEY	Locost	10	14:44.243	15.094	4.936	75.31	1:26.375	2
10	60		Sam BRADLEY	Locost	10	14:45.009	15.860	0.766	75.25	1:26.381	2
11	82		David BOUCHER	Locost	10	14:54.538	25.389	9.529	74.45	1:26.689	6
12	85		James O'DONNELL	Locost	10	14:55.144	25.995	0.606	74.40	1:27.659	7
13	86		Jon LANCELEY	Locost	10	14:56.004	26.855	0.860	74.33	1:25.635	7
14	58		Anthony MAY	Locost	10	14:56.618	27.469	0.614	74.27	1:26.726	6
15	11		Lynfel OWEN	Locost	10	14:57.135	27.986	0.517	74.23	1:26.229	7
16	16		Victoria PICKLES	Locost	10	14:57.344	28.195	0.209	74.21	1:27.365	6
17	70		Sian STAFFORD	Locost	10	14:57.656	28.507	0.312	74.19	1:26.894	6
18	56		Douglas HANNAH	Locost	10	15:02.983	33.834	5.327	73.75	1:26.672	5
19	33		Glenn BOYER	Locost	10	15:08.711	39.562	5.728	73.29	1:27.484	5
20	77		Nick SELBY	Locost	10	15:26.819	57.670	18.108	71.85	1:27.273	6
21	74		Steven WELLS	Locost	10	15:42.447	1:13.298	15.628	70.66	1:31.417	8
22	61		Stuart SELLARS	Locost	10	15:43.283	1:14.134	0.836	70.60	1:31.258	8
23	26		Ian MITTELL	Locost	10	15:44.410	1:15.261	1.127	70.52	1:31.225	8
24	36		Trevor FAUNCH	Locost	10	15:56.508	1:27.359	12.098	69.62	1:33.626	7
25	30		Kevin WERNHAM	Locost	10	15:57.270	1:28.121	0.762	69.57	1:33.434	7
26	21		David BERRY	Locost	9	15:06.522	1 lap	1 lap	66.12	1:37.786	8
27	52		Richard LEE	Locost	8	15:05.102	2 laps	1 lap	58.86	1:28.492	3

### NOT CLASSIFIED

DNF	44		Campbell CASSIDY	Locost	4	6:22.380	6 laps	4 laps	69.66	1:31.614	3
DNF	40		Paul BRYANT	Locost	1	1:41.828	9 laps	3 laps	65.40		
DNF	22		James McALLISTER	Locost	1	1:45.360	9 laps	3.532	63.21		
DNF	43		Simon WOOD	Locost	0						

### FASTEST LAP

27			Alex von EHRHEIM	Locost	4	1:24.341		78.96 mph		127.08 kph	
----	--	--	------------------	--------	---	----------	--	-----------	--	------------	--

Weather / Track : Cloudy / Dry

These results are provisional until the conclusion of any judicial and technical matters.

Castle Combe  
Circuit Length = 1.8500 miles  
Start: 14:03 End: 14:20

Clerk of Course :		Timekeeper :	
-------------------	--	--------------	--

# 750 MC Locost Championship

## RACE 4 - LAP CHART

Lap 1			Lap 2			Lap 3			Lap 4			Lap 5		
No	Behind	Laptime	No	Behind	Laptime	No	Behind	Laptime	No	Behind	Laptime	No	Behind	Laptime
24		1:34.351	24		1:26.584	24		1:26.093	24		1:25.587	2		1:26.629
28	0.370	1:34.721	28	0.422	1:26.636	28	0.646	1:26.317	2	0.275	1:24.981	24	0.133	1:27.037
4	0.570	1:34.921	2	0.584	1:26.409	2	0.881	1:26.390	28	0.703	1:25.644	28	0.431	1:26.632
2	0.759	1:35.110	4	0.959	1:26.973	4	1.416	1:26.550	4	0.831	1:25.002	27	1.065	1:25.488
5	1.068	1:35.419	99	1.828	1:25.868	99	3.067	1:27.332	27	2.481	1:24.341	5	1.262	1:24.692
27	1.652	1:36.003	5	2.187	1:27.703	5	3.486	1:27.392	99	3.108	1:25.628	99	2.195	1:25.991
71	2.239	1:36.590	27	2.368	1:27.300	27	3.727	1:27.452	5	3.474	1:25.575	4	3.105	1:29.178
99	2.544	1:36.895	88	2.595	1:26.375	71	4.352	1:27.459	71	5.788	1:27.023	71	5.240	1:26.356
88	2.804	1:37.155	71	2.986	1:27.331	88	4.491	1:27.989	88	5.924	1:27.020	88	5.674	1:26.654
56	3.856	1:38.207	56	4.113	1:26.841	56	5.168	1:27.148	56	6.683	1:27.102	56	6.451	1:26.672
85	4.476	1:38.827	60	4.415	1:26.381	60	5.378	1:27.056	60	7.065	1:27.274	60	6.717	1:26.556
60	4.618	1:38.969	85	6.346	1:28.454	85	8.910	1:28.657	85	12.311	1:28.988	85	13.331	1:27.924
16	5.357	1:39.708	16	8.102	1:29.329	16	11.962	1:29.953	82	15.295	1:28.798	86	15.675	1:26.109
58	6.074	1:40.425	82	8.320	1:28.483	82	12.084	1:29.857	58	15.416	1:28.701	82	15.781	1:27.390
82	6.421	1:40.772	58	8.588	1:29.098	58	12.302	1:29.807	16	16.308	1:29.933	58	16.262	1:27.750
11	6.932	1:41.283	33	9.965	1:29.365	52	12.823	1:28.492	86	16.470	1:27.806	11	18.015	1:26.901
33	7.184	1:41.535	11	10.167	1:29.819	33	13.443	1:29.571	11	18.018	1:29.876	16	18.320	1:28.916
40	7.477	1:41.828	52	10.424	1:28.669	11	13.729	1:29.655	33	18.381	1:30.525	33	18.961	1:27.484
52	8.339	1:42.690	70	11.123	1:28.708	86	14.251	1:26.887	70	18.884	1:30.025	70	19.331	1:27.351
70	8.999	1:43.350	86	13.457	1:27.102	70	14.446	1:29.416	77	22.295	1:28.359	77	23.311	1:27.920
44	10.379	1:44.730	77	16.873	1:31.645	77	19.523	1:28.743	44	29.765	1:32.428	74	43.072	1:32.382
22	11.009	1:45.360	44	17.403	1:33.608	44	22.924	1:31.614	74	37.594	1:32.980	61	44.328	1:32.740
77	11.812	1:46.163	26	20.885	1:34.614	61	29.377	1:34.449	61	38.492	1:34.702	26	44.974	1:32.947
61	12.662	1:47.013	61	21.021	1:34.943	26	29.670	1:34.878	26	38.931	1:34.848	36	46.978	1:34.116
26	12.855	1:47.206	36	22.062	1:34.634	74	30.201	1:33.175	36	39.766	1:34.131	30	47.582	1:34.051
86	12.939	1:47.290	74	23.119	1:33.464	36	31.222	1:35.253	30	40.435	1:34.207	21	1:10.206	1:39.623
36	14.012	1:48.363	30	24.398	1:33.772	30	31.815	1:33.510	21	57.487	1:39.920			
74	16.239	1:50.590	21	30.426	1:38.827	21	43.154	1:38.821	52	1:20.748	2:33.512 P			
30	17.210	1:51.561												
21	18.183	1:52.534												

Car No's 70 & 86 no working transponder.

Weather / Track : Cloudy / Dry

www.tsl-timing.com

Castle Combe  
Circuit Length = 1.8500 miles  
Start: 14:03 End: 14:20

**750 MC Locost Championship**  
**RACE 4 - LAP CHART**

Lap 6			Lap 7			Lap 8			Lap 9			Lap 10		
No	Behind	Laptime	No	Behind	Laptime	No	Behind	Laptime	No	Behind	Laptime	No	Behind	Laptime
24		1:26.159	24		1:26.069	24		1:25.798	24		1:25.883	24		1:25.588
28	0.565	1:26.426	28	0.474	1:25.978	28	0.268	1:25.592	28	0.248	1:25.863	28	0.394	1:25.734
2	0.692	1:26.984	2	0.614	1:25.991	2	0.569	1:25.753	2	0.790	1:26.104	27	0.619	1:25.185
5	0.975	1:26.005	27	1.111	1:25.589	27	0.984	1:25.671	27	1.022	1:25.921	2	0.717	1:25.515
27	1.591	1:26.818	99	2.047	1:24.969	99	3.457	1:27.208	5	3.234	1:25.094	5	2.537	1:24.891
4	2.870	1:26.057	5	2.206	1:27.300	4	3.764	1:27.221	99	3.933	1:26.359	99	4.767	1:26.422
99	3.147	1:27.244	4	2.341	1:25.540	5	4.023	1:27.615	4	4.416	1:26.535	4	5.148	1:26.320
71	5.636	1:26.688	71	6.251	1:26.684	71	7.532	1:27.079	71	8.553	1:26.904	71	10.158	1:27.193
88	6.203	1:26.821	88	7.968	1:27.834	88	10.093	1:27.923	88	12.506	1:28.296	88	15.094	1:28.176
60	6.876	1:26.451	60	8.239	1:27.432	60	10.366	1:27.925	60	12.704	1:28.221	60	15.860	1:28.744
56	8.043	1:27.884	56	8.833	1:26.859	56	11.821	1:28.786	56	13.172	1:27.234	82	25.389	1:28.641
86	15.333	1:25.950	86	14.899	1:25.635	21	1 LAP	1:40.394	86	19.522	1:29.964	85	25.995	1:29.408
85	15.692	1:28.653	82	16.880	1:26.771	86	15.441	1:26.340	85	22.175	1:28.393	86	26.855	1:32.921
82	16.178	1:26.689	85	17.282	1:27.659	82	18.763	1:27.681	82	22.336	1:29.456	58	27.469	1:30.516
58	16.696	1:26.726	58	17.819	1:27.192	85	19.665	1:28.181	58	22.541	1:28.482	11	27.986	1:29.440
11	18.058	1:26.335	52	2 LAPS	3:16.713 P	11	19.876	1:27.456	21	1 LAP	1:37.786	16	28.195	1:29.398
16	19.393	1:27.365	11	18.218	1:26.229	58	19.942	1:27.921	11	24.134	1:30.141	70	28.507	1:29.116
70	19.933	1:26.894	16	20.711	1:27.387	16	22.751	1:27.838	16	24.385	1:27.517	56	33.834	1:46.250
33	21.086	1:28.417	70	21.317	1:27.453	70	23.589	1:28.070	70	24.979	1:27.273	52	2 LAPS	1:31.097
77	24.292	1:27.273	33	25.279	1:30.262	52	2 LAPS	1:34.153	52	2 LAPS	1:29.776	21	1 LAP	1:39.175
74	49.241	1:32.461	77	25.782	1:27.559	33	29.777	1:30.296	77	32.899	1:28.796	33	39.562	1:31.105
61	50.089	1:32.053	74	55.344	1:32.172	77	29.986	1:30.002	33	34.045	1:30.151	77	57.670	1:50.359
26	50.755	1:32.073	61	56.286	1:32.266	74	1:00.963	1:31.417	74	1:06.796	1:31.716	74	1:13.298	1:32.090
36	54.389	1:33.703	26	57.040	1:32.354	61	1:01.746	1:31.258	61	1:08.301	1:32.438	61	1:14.134	1:31.421
30	54.893	1:33.603	36	1:01.946	1:33.626	26	1:02.467	1:31.225	26	1:08.879	1:32.295	26	1:15.261	1:31.970
21	1:23.356	1:39.442	30	1:02.258	1:33.434	36	1:10.335	1:34.187	36	1:18.940	1:34.488	36	1:27.359	1:34.007
						30	1:10.712	1:34.252	30	1:19.263	1:34.434	30	1:28.121	1:34.446


Car No's 70 & 86 no working transponder.

Weather / Track : Cloudy / Dry

Castle Combe  
 Circuit Length = 1.8500 miles  
 Start: 14:03 End: 14:20

# 750 MC Locost Championship

## RACE 10 - GRID

ROW 16	43 Simon WOOD	67 Ernie GUSHLOW
ROW 15	40 Paul BRYANT	22 James McALLISTER
ROW 14	52 Richard LEE	44 Campbell CASSIDY
ROW 13	30 Kevin WERNHAM	21 David BERRY
ROW 12	26 Ian MITTELL	36 Trevor FAUNCH
ROW 11	74 Steven WELLS	61 Stuart SELLARS
ROW 10	33 Glenn BOYER	77 Nick SELBY
ROW 9	70 Sian STAFFORD	56 Douglas HANNAH
ROW 8	11 Lynfel OWEN	16 Victoria PICKLES
ROW 7	86 Jon LANCELEY	58 Anthony MAY
ROW 6	82 David BOUCHER	85 James O'DONNELL
ROW 5	88 Nick MORLEY	60 Sam BRADLEY
ROW 4	4 Tom COLLER	71 Jason GIBBONS
ROW 3	5 Matt CHERRINGTON	99 Martin GAMBLING
ROW 2	27 Alex von EHRHEIM	2 Scott MITTELL
ROW 1	24 Lee BANKHURST	28 David BLACK
<b>Pole</b>		
		

Castle Combe  
Circuit Length = 1.8500 miles

**These results are provisional until the conclusion of any judicial and technical matters.**

Clerk of Course :

Timekeeper :



# 750 MC Locost Championship

## RACE 10 - CLASSIFICATION

POS	NO	CL	NAME	ENTRY	LAPS	TIME	GAP	DIFF	MPH	BEST	ON
1	2		Scott MITTELL	Locost	10	15:13.946			72.87	1:25.288	5
2	28		David BLACK	Locost	10	15:14.217	0.271	0.271	72.84	1:25.413	5
3	99		Martin GAMBLING	Locost	10	15:14.957	1.011	0.740	72.79	1:25.045	3
4	4		Tom COLLER	Locost	10	15:15.596	1.650	0.639	72.73	1:24.893	7
5	27		Alex von EHRHEIM	Locost	10	15:16.060	2.114	0.464	72.70	1:24.930	5
6	88		Nick MORLEY	Locost	10	15:16.631	2.685	0.571	72.65	1:25.295	4
7	5		Matt CHERRINGTON	Locost	10	15:23.719	9.773	7.088	72.10	1:24.734	4
8	86		Jon LANCELEY	Locost	10	15:28.426	14.480	4.707	71.73	1:24.564	4
9	85		James O'DONNELL	Locost	10	15:30.199	16.253	1.773	71.59	1:26.399	4
10	56		Douglas HANNAH	Locost	10	15:31.112	17.166	0.913	71.52	1:26.944	4
11	11		Lynfel OWEN	Locost	10	15:31.798	17.852	0.686	71.47	1:27.607	4
12	82		David BOUCHER	Locost	10	15:32.059	18.113	0.261	71.45	1:26.888	2
13	33		Glenn BOYER	Locost	10	15:32.366	18.420	0.307	71.43	1:27.700	7
14	16		Victoria PICKLES	Locost	10	15:32.645	18.699	0.279	71.41	1:27.906	9
15	58		Anthony MAY	Locost	10	15:33.414	19.468	0.769	71.35	1:27.594	4
16	70		Sian STAFFORD	Locost	10	15:35.049	21.103	1.635	71.22	1:28.771	10
17	52		Richard LEE	Locost	10	15:36.741	22.795	1.692	71.09	1:28.435	10
18	61		Stuart SELLARS	Locost	10	15:42.433	28.487	5.692	70.66	1:29.593	2
19	77		Nick SELBY	Locost	10	15:44.616	30.670	2.183	70.50	1:27.297	8
20	74		Steven WELLS	Locost	10	15:55.503	41.557	10.887	69.70	1:31.235	4
21	26		Ian MITTELL	Locost	10	15:56.326	42.380	0.823	69.64	1:31.364	7
22	36		Trevor FAUNCH	Locost	10	16:04.817	50.871	8.491	69.02	1:33.044	3
23	30		Kevin WERNHAM	Locost	10	16:10.848	56.902	6.031	68.60	1:32.748	4
24	21		David BERRY	Locost	10	16:27.459	1:13.513	16.611	67.44	1:35.043	4

### NOT CLASSIFIED

DNF 22	James McALLISTER	Locost	9	14:14.996	1 lap	1 lap	70.10	1:29.084	7
DNF 60	Sam BRADLEY	Locost	8	12:32.185	2 laps	1 lap	70.83	1:26.059	4
DNC 71	Jason GIBBONS	Locost	5	16:41.276	5 laps	3 laps	33.25	1:26.582	2
DNF 40	Paul BRYANT	Locost	4	6:05.188	6 laps	1 lap	72.94	1:26.664	4
DNF 43	Simon WOOD	Locost	3	4:40.683	7 laps	1 lap	71.18	1:27.384	3
DNF 24	Lee BANKHURST	Locost	2	3:00.253	8 laps	1 lap	73.89	1:26.747	2

### FASTEST LAP

86	Jon LANCELEY	Locost	4	1:24.564	78.75 mph	126.74 kph
----	--------------	--------	---	----------	-----------	------------

Weather / Track : Cloudy / Dry

These results are provisional until the conclusion of any judicial and technical matters.

Castle Combe  
Circuit Length = 1.8500 miles  
Start: 17:21 End: 17:39

Clerk of Course :	Timekeeper :
-------------------	--------------

# 750 MC Locost Championship

## RACE 10 - LAP CHART

Lap 1			Lap 2			Lap 3			Lap 4			Lap 5		
No	Behind	Laptime	No	Behind	Laptime	No	Behind	Laptime	No	Behind	Laptime	No	Behind	Laptime
28		1:33.007	28		1:26.401	99		1:25.045	99		1:25.306	99		1:25.930
24	0.499	1:33.506	24	0.845	1:26.747	28	0.537	1:26.706	5	0.345	1:24.734	5	0.027	1:25.612
2	0.804	1:33.811	99	1.124	1:26.110	2	0.617	1:25.556	28	0.792	1:25.561	28	0.275	1:25.413
99	1.415	1:34.422	2	1.230	1:26.827	5	0.917	1:25.620	4	0.985	1:25.134	2	0.469	1:25.288
27	1.698	1:34.705	5	1.466	1:25.995	4	1.157	1:25.243	2	1.111	1:25.800	4	0.688	1:25.633
5	1.872	1:34.879	4	2.083	1:25.933	88	1.731	1:25.315	88	1.720	1:25.295	88	1.152	1:25.362
4	2.551	1:35.558	88	2.585	1:26.330	27	2.252	1:25.470	27	2.470	1:25.524	27	1.470	1:24.930
88	2.656	1:35.663	27	2.951	1:27.654	82	5.110	1:26.908	86	4.567	1:24.564	86	3.642	1:25.005
71	3.883	1:36.890	71	4.064	1:26.582	86	5.309	1:25.460	82	6.830	1:27.026	85	8.619	1:27.147
82	3.884	1:36.891	82	4.371	1:26.888	85	6.309	1:26.834	85	7.402	1:26.399	60	8.808	1:26.860
85	4.587	1:37.594	85	5.644	1:27.458	60	7.125	1:26.921	60	7.878	1:26.059	82	9.148	1:28.248
60	5.059	1:38.066	86	6.018	1:25.965	11	10.408	1:28.004	11	12.709	1:27.607	11	15.244	1:28.465
58	5.888	1:38.895	60	6.373	1:27.715	58	10.759	1:28.096	58	13.047	1:27.594	56	15.675	1:28.193
86	6.454	1:39.461	11	8.573	1:27.939	56	11.774	1:27.388	56	13.412	1:26.944	58	16.431	1:29.314
11	7.035	1:40.042	58	8.832	1:29.345	40	12.947	1:27.334	40	14.305	1:26.664	16	20.891	1:29.320
16	7.560	1:40.567	56	10.555	1:28.341	16	14.154	1:29.034	77	17.371	1:28.032	77	21.403	1:29.962
33	8.378	1:41.385	16	11.289	1:30.130	33	14.508	1:29.009	16	17.501	1:28.653	33	22.817	1:29.958
56	8.615	1:41.622	33	11.668	1:29.691	77	14.645	1:28.095	33	18.789	1:29.587	70	27.356	1:30.025
77	9.069	1:42.076	40	11.782	1:28.850	43	15.106	1:27.384	61	22.126	1:30.082	61	27.467	1:31.271
40	9.333	1:42.340	77	12.719	1:30.051	61	17.350	1:29.654	70	23.261	1:29.273	52	29.256	1:29.167
22	10.104	1:43.111	61	13.865	1:29.593	22	19.095	1:30.174	22	24.433	1:30.644	22	30.090	1:31.587
61	10.673	1:43.680	43	13.891	1:28.878	70	19.294	1:29.725	52	26.019	1:28.729	74	38.757	1:31.636
43	11.414	1:44.421	22	15.090	1:31.387	52	22.596	1:29.504	26	32.882	1:32.551	26	39.413	1:32.461
70	12.236	1:45.243	70	15.738	1:29.903	26	25.637	1:31.918	74	33.051	1:31.235	36	42.161	1:33.076
36	12.837	1:45.844	52	19.261	1:31.437	36	26.808	1:33.044	36	35.015	1:33.513	30	52.803	1:36.796
26	13.558	1:46.565	26	19.888	1:32.731	74	27.122	1:32.286	30	41.937	1:32.748	21	56.312	1:36.742
52	14.225	1:47.232	36	19.933	1:33.497	30	34.495	1:34.771	21	45.500	1:35.043			
74	15.355	1:48.362	74	21.005	1:32.051	21	35.763	1:36.325						
21	15.978	1:48.985	21	25.607	1:36.030	71	41.683	2:03.788 P						
30	16.474	1:49.481	30	25.893	1:35.820									

**750 MC Locost Championship**  
**RACE 10 - LAP CHART**

Lap 6			Lap 7			Lap 8			Lap 9			Lap 10		
No	Behind	Laptime	No	Behind	Laptime	No	Behind	Laptime	No	Behind	Laptime	No	Behind	Laptime
99		2:10.492	99		1:26.403	2		1:25.899	2		1:26.865	2		1:26.870
5	0.743	2:11.208	28	0.191	1:25.468	28	0.724	1:27.036	28	0.387	1:26.528	28	0.271	1:26.754
28	1.126	2:11.343	5	0.431	1:26.091	99	1.188	1:27.691	99	1.598	1:27.275	99	1.011	1:26.283
2	1.677	2:11.700	2	0.604	1:25.330	88	2.607	1:26.795	4	2.736	1:26.426	4	1.650	1:25.784
4	2.341	2:12.145	4	0.831	1:24.893	86	3.091	1:26.919	27	3.021	1:26.521	27	2.114	1:25.963
88	3.037	2:12.377	88	2.315	1:25.681	4	3.175	1:28.847	88	3.153	1:27.411	88	2.685	1:26.402
27	3.807	2:12.829	86	2.675	1:24.769	27	3.365	1:26.972	86	4.479	1:28.253	5	9.773	1:28.511
86	4.309	2:11.159	27	2.896	1:25.492	5	8.725	1:34.797	5	8.132	1:26.272	86	14.480	1:36.871
85	6.241	2:08.114	60	8.674	1:28.695	85	10.698	1:28.133	85	12.849	1:29.016	85	16.253	1:30.274
60	6.382	2:08.066	85	9.068	1:29.230	82	11.687	1:28.913	82	13.185	1:28.363	56	17.166	1:29.726
82	6.856	2:08.200	82	9.277	1:28.824	60	11.974	1:29.803	11	14.192	1:28.724	11	17.852	1:30.530
11	7.668	2:02.916	11	9.832	1:28.567	11	12.333	1:29.004	56	14.310	1:28.590	82	18.113	1:31.798
56	9.233	2:04.050	56	10.421	1:27.591	56	12.585	1:28.667	77	14.311	1:28.040	33	18.420	1:29.418
58	9.750	2:03.811	58	11.078	1:27.731	77	13.136	1:27.297	58	15.856	1:29.203	16	18.699	1:28.584
16	10.367	1:59.968	16	12.003	1:28.039	58	13.518	1:28.943	33	15.872	1:27.701	58	19.468	1:30.482
77	10.596	1:59.685	77	12.342	1:28.149	33	15.036	1:28.870	16	16.985	1:27.906	70	21.103	1:28.771
33	11.372	1:59.047	33	12.669	1:27.700	16	15.944	1:30.444	70	19.202	1:28.923	52	22.795	1:28.435
70	12.213	1:55.349	70	14.667	1:28.857	70	17.144	1:28.980	52	21.230	1:28.923	61	28.487	1:31.142
61	12.584	1:55.609	52	15.289	1:28.469	52	19.172	1:30.386	61	24.215	1:30.840	77	30.670	1:43.229
52	13.223	1:54.459	61	16.063	1:29.882	22	19.570	1:29.617	22	27.920	1:35.215	74	41.557	1:33.855
22	13.775	1:54.177	22	16.456	1:29.084	61	20.240	1:30.680	26	33.595	1:33.525	26	42.380	1:35.655
74	14.998	1:46.733	74	20.565	1:31.970	26	26.935	1:32.584	74	34.572	1:34.067	36	50.871	1:36.499
26	15.893	1:46.972	26	20.854	1:31.364	74	27.370	1:33.308	36	41.242	1:35.302	30	56.902	1:36.225
36	17.328	1:45.659	36	24.977	1:34.052	36	32.805	1:34.331	30	47.547	1:34.099	21	1:13.513	1:37.177
30	24.822	1:42.511	30	32.869	1:34.450	30	40.313	1:33.947	21	1:03.206	1:37.190	71	5 LAPS	1:31.854
21	30.485	1:44.665	21	41.962	1:37.880	21	52.881	1:37.422	71	5 LAPS	10:02.162 P			

# CCRC Open Sports & Saloon Race

## QUALIFYING - RACE 11 - CLASSIFICATION

POS	NO	CL	NAME	ENTRY	TIME	ON	LAPS	GAP	DIFF	MPH
1	7	A	Stuart DIXON	Caterham Superlight	1:12.384	11	11			92.00
2	28	A	Mark FUNNELL	Lotus Exige	1:12.662	2	2	0.278	0.278	91.65
3	11	A	David JONES	Caterham 7	1:13.606	7	11	1.222	0.944	90.48
4	58	A	Chris CHILD	Westfield SE	1:14.788	3	5	2.404	1.182	89.05
5	20	A	Tim WOODMAN	Caterham 7	1:14.805	10	11	2.421	0.017	89.03
6	10	B	Ian CRISP	BMW E36 M3 Evo	1:15.668	9	9	3.284	0.863	88.01
7	34	B	Tony HUTCHINGS	Audi TT	1:16.401	10	11	4.017	0.733	87.17
8	30	B	Tony DOLLEY	Peugeot 206 GTi	1:18.400	4	7	6.016	1.999	84.94
9	55	B	Ilsa COX	SEAT Leon Cupra	1:18.729	1	10	6.345	0.329	84.59
10	90	A	Luca LORENZINI	Nissan 370Z	1:19.339	10	10	6.955	0.610	83.94
11	91	A	Jordan TRESSON	Nissan 370Z	1:19.378	10	10	6.994	0.039	83.90
12	26	B	Tim CLARKE	Renault Clio Cup	1:21.072	8	10	8.688	1.694	82.14
13	15	B	John HEMMING	Vauxhall Nova GSi	1:23.625	4	10	11.241	2.553	79.64
14	32	B	Mark TOWNSEND	Vauxhall Nova GSi	1:26.726	5	10	14.342	3.101	76.79
15	80	B	Steve WOOD	Honda CRX	1:29.449	9	9	17.065	2.723	74.45

Weather / Track : Cloudy / Dry

These results are provisional until the conclusion of any judicial and technical matters.

Castle Combe  
Circuit Length = 1.8500 miles  
Start: 10:18 End: 10:35

Clerk of Course :

Timekeeper :

# CCRC Open Sports & Saloon Race

## QUALIFYING - RACE 11 - LAP ANALYSIS

<b>7</b>	<b>Stuart DIXON</b>		<b>A Caterham Superlight</b>				
1 -	1:28.618	+ 16.234	10:22:05.154	7 -	1:18.894	+ 6.510	10:30:00.370
2 -	1:18.884	+ 6.500	10:23:24.038	8 -	1:12.807	+ 0.423	10:31:13.177
3 -	1:17.988	+ 5.604	10:24:42.026	9 -	1:13.068	+ 0.684	10:32:26.245
4 -	1:15.444	+ 3.060	10:25:57.470	10 -	1:12.664	+ 0.280	10:33:38.909
5 -	1:14.779	+ 2.395	10:27:12.249	11 -	<b>1:12.384</b>		<b>10:34:51.293</b>
6 -	1:29.227	+ 16.843	10:28:41.476				
<b>10</b>	<b>Ian CRISP</b>		<b>B BMW E36 M3 Evo</b>				
1 -	1:18.058	+ 2.390	10:21:48.510	6 -	2:41.058	+ 1:25.390	10:29:59.423
2 -	1:17.636	+ 1.968	10:23:06.146	7 -	1:16.757	+ 1.089	10:31:16.180
3 -	1:16.881	+ 1.213	10:24:23.027	8 -	1:16.090	+ 0.422	10:32:32.270
4 -	1:16.210	+ 0.542	10:25:39.237	9 -	<b>1:15.668</b>		<b>10:33:47.938</b>
5 -	1:39.128 P	+ 23.460	10:27:18.365				
<b>11</b>	<b>David JONES</b>		<b>A Caterham 7</b>				
1 -	1:17.582	+ 3.976	10:21:46.079	7 -	<b>1:13.606</b>		<b>10:29:12.045</b>
2 -	1:15.007	+ 1.401	10:23:01.086	8 -	1:14.407	+ 0.801	10:30:26.452
3 -	1:13.963	+ 0.357	10:24:15.049	9 -	1:15.932	+ 2.326	10:31:42.384
4 -	1:13.808	+ 0.202	10:25:28.857	10 -	1:14.599	+ 0.993	10:32:56.983
5 -	1:14.337	+ 0.731	10:26:43.194	11 -	1:14.875	+ 1.269	10:34:11.858
6 -	1:15.245	+ 1.639	10:27:58.439				
<b>15</b>	<b>John HEMMING</b>		<b>B Vauxhall Nova GSi</b>				
1 -	1:27.137	+ 3.512	10:21:52.283	6 -	1:24.352	+ 0.727	10:28:55.108
2 -	1:25.252	+ 1.627	10:23:17.535	7 -	1:25.203	+ 1.578	10:30:20.311
3 -	1:25.168	+ 1.543	10:24:42.703	8 -	1:25.292	+ 1.667	10:31:45.603
4 -	<b>1:23.625</b>		<b>10:26:06.328</b>	9 -	1:25.978	+ 2.353	10:33:11.581
5 -	1:24.428	+ 0.803	10:27:30.756	10 -	1:23.933	+ 0.308	10:34:35.514
<b>20</b>	<b>Tim WOODMAN</b>		<b>A Caterham 7</b>				
1 -	1:19.465	+ 4.660	10:21:31.718	7 -	1:16.549	+ 1.744	10:29:14.192
2 -	1:18.104	+ 3.299	10:22:49.822	8 -	1:15.855	+ 1.050	10:30:30.047
3 -	1:17.549	+ 2.744	10:24:07.371	9 -	1:15.979	+ 1.174	10:31:46.026
4 -	1:16.074	+ 1.269	10:25:23.445	10 -	<b>1:14.805</b>		<b>10:33:00.831</b>
5 -	1:16.496	+ 1.691	10:26:39.941	11 -	1:15.732	+ 0.927	10:34:16.563
6 -	1:17.702	+ 2.897	10:27:57.643				
<b>26</b>	<b>Tim CLARKE</b>		<b>B Renault Clio Cup</b>				
1 -	1:35.530	+ 14.458	10:22:36.615	6 -	1:21.359	+ 0.287	10:29:27.012
2 -	1:23.266	+ 2.194	10:23:59.881	7 -	1:21.155	+ 0.083	10:30:48.167
3 -	1:21.730	+ 0.658	10:25:21.611	8 -	<b>1:21.072</b>		<b>10:32:09.239</b>
4 -	1:22.187	+ 1.115	10:26:43.798	9 -	1:27.117	+ 6.045	10:33:36.356
5 -	1:21.855	+ 0.783	10:28:05.653	10 -	1:32.895	+ 11.823	10:35:09.251
<b>28</b>	<b>Mark FUNNELL</b>		<b>A Lotus Exige</b>				
1 -	1:15.687	+ 3.025	10:22:38.112	2 -	<b>1:12.662</b>		<b>10:23:50.774</b>
<b>30</b>	<b>Tony DOLLEY</b>		<b>B Peugeot 206 GTi</b>				
1 -	1:21.232	+ 2.832	10:21:37.881	5 -	1:18.459	+ 0.059	10:26:54.836
2 -	1:20.806	+ 2.406	10:22:58.687	6 -	1:19.937	+ 1.537	10:28:14.773
3 -	1:19.290	+ 0.890	10:24:17.977	7 -	1:19.080	+ 0.680	10:29:33.853
4 -	<b>1:18.400</b>		<b>10:25:36.377</b>				
<b>32</b>	<b>Mark TOWNSEND</b>		<b>B Vauxhall Nova GSi</b>				
1 -	1:29.891	+ 3.165	10:21:49.374	6 -	1:28.312	+ 1.586	10:29:07.605
2 -	1:28.328	+ 1.602	10:23:17.702	7 -	1:27.385	+ 0.659	10:30:34.990
3 -	1:27.424	+ 0.698	10:24:45.126	8 -	1:27.785	+ 1.059	10:32:02.775
4 -	1:27.441	+ 0.715	10:26:12.567	9 -	1:27.841	+ 1.115	10:33:30.616
5 -	<b>1:26.726</b>		<b>10:27:39.293</b>	10 -	1:27.280	+ 0.554	10:34:57.896
<b>34</b>	<b>Tony HUTCHINGS</b>		<b>B Audi TT</b>				
1 -	1:23.872	+ 7.471	10:21:40.195	7 -	1:21.453	+ 5.052	10:29:36.737

Castle Combe  
Circuit Length = 1.8500 miles  
Start: 10:18 End: 10:35

Weather / Track : Cloudy / Dry


# CCRC Open Sports & Saloon Race

## QUALIFYING - RACE 11 - LAP ANALYSIS

2 -	1:21.685	+ 5.284	10:23:01.880	8 -	1:16.612	+ 0.211	10:30:53.349
3 -	1:18.526	+ 2.125	10:24:20.406	9 -	1:16.529	+ 0.128	10:32:09.878
4 -	1:18.359	+ 1.958	10:25:38.765	10 -	<b>1:16.401</b>		<b>10:33:26.279</b>
5 -	1:17.792	+ 1.391	10:26:56.557	11 -	1:17.719	+ 1.318	10:34:43.998
6 -	1:18.727	+ 2.326	10:28:15.284				
<b>55</b>	<b>Ilsa COX</b>		<b>B SEAT Leon Cupra</b>				
1 -	<b>1:18.729</b>		<b>10:21:27.748</b>	6 -	1:23.504	+ 4.775	10:28:45.580
2 -	1:40.422	+ 21.693	10:23:08.170	7 -	1:21.256	+ 2.527	10:30:06.836
3 -	1:27.036	+ 8.307	10:24:35.206	8 -	1:20.673	+ 1.944	10:31:27.509
4 -	1:24.988	+ 6.259	10:26:00.194	9 -	1:20.671	+ 1.942	10:32:48.180
5 -	1:21.882	+ 3.153	10:27:22.076	10 -	1:19.988	+ 1.259	10:34:08.168
<b>58</b>	<b>Chris CHILD</b>		<b>A Westfield SE</b>				
1 -	1:17.027	+ 2.239	10:21:30.268	4 -	1:15.271	+ 0.483	10:25:16.127
2 -	1:15.800	+ 1.012	10:22:46.068	5 -	1:14.789	+ 0.001	10:26:30.916
3 -	<b>1:14.788</b>		<b>10:24:00.856</b>				
<b>80</b>	<b>Steve WOOD</b>		<b>B Honda CRX</b>				
1 -	1:31.698	+ 2.249	10:21:58.882	6 -	1:31.210	+ 1.761	10:29:33.437
2 -	1:31.025	+ 1.576	10:23:29.907	7 -	1:30.112	+ 0.663	10:31:03.549
3 -	1:30.036	+ 0.587	10:24:59.943	8 -	1:29.871	+ 0.422	10:32:33.420
4 -	1:30.146	+ 0.697	10:26:30.089	9 -	<b>1:29.449</b>		<b>10:34:02.869</b>
5 -	1:32.138	+ 2.689	10:28:02.227				
<b>90</b>	<b>Luca LORENZINI</b>		<b>A Nissan 370Z</b>				
1 -	1:29.921	+ 10.582	10:22:04.168	6 -	1:22.767	+ 3.428	10:29:03.432
2 -	1:26.291	+ 6.952	10:23:30.459	7 -	1:20.479	+ 1.140	10:30:23.911
3 -	1:22.946	+ 3.607	10:24:53.405	8 -	1:23.924	+ 4.585	10:31:47.835
4 -	1:26.326	+ 6.987	10:26:19.731	9 -	1:19.791	+ 0.452	10:33:07.626
5 -	1:20.934	+ 1.595	10:27:40.665	10 -	<b>1:19.339</b>		<b>10:34:26.965</b>
<b>91</b>	<b>Jordan TRESSON</b>		<b>A Nissan 370Z</b>				
1 -	1:29.800	+ 10.422	10:22:04.932	6 -	1:20.973	+ 1.595	10:28:59.221
2 -	1:28.711	+ 9.333	10:23:33.643	7 -	1:19.411	+ 0.033	10:30:18.632
3 -	1:22.043	+ 2.665	10:24:55.686	8 -	1:19.571	+ 0.193	10:31:38.203
4 -	1:21.583	+ 2.205	10:26:17.269	9 -	1:19.426	+ 0.048	10:32:57.629
5 -	1:20.979	+ 1.601	10:27:38.248	10 -	<b>1:19.378</b>		<b>10:34:17.007</b>

# CCRC Open Sports & Saloon Race

## RACE 11 - GRID

ROW 8	1:29.449 80 Steve WOOD	
ROW 7	1:23.625 15 John HEMMING	1:26.726 32 Mark TOWNSEND
ROW 6	1:19.378 91 Jordan TRESSON	1:21.072 26 Tim CLARKE
ROW 5	1:18.729 55 Ilsa COX	1:19.339 90 Luca LORENZINI
ROW 4	1:16.401 34 Tony HUTCHINGS	1:18.400 30 Tony DOLLEY
ROW 3	1:14.805 20 Tim WOODMAN	1:15.668 10 Ian CRISP
ROW 2	1:13.606 11 David JONES	1:14.788 58 Chris CHILD
ROW 1	1:12.384 7 Stuart DIXON	1:12.662 28 Mark FUNNELL
<b>Pole</b>		
		

Castle Combe  
Circuit Length = 1.8500 miles

**These results are provisional until the conclusion of any judicial and technical matters.**

Clerk of Course :

Timekeeper :

# CCRC Open Sports & Saloon Race

## RACE 11 - CLASSIFICATION

POS	NO	CL	NAME	ENTRY	LAPS	TIME	GAP	DIFF	MPH	BEST	ON
1	28	A	Mark FUNNELL	Lotus Exige	10	12:20.283			89.96	1:10.836	3
2	7	A	Stuart DIXON	Caterham Superlight	10	12:23.607	3.324	3.324	89.56	1:12.836	2
3	11	A	David JONES	Caterham 7	10	12:24.069	3.786	0.462	89.50	1:12.906	7
4	20	A	Tim WOODMAN	Caterham 7	10	12:51.618	31.335	27.549	86.31	1:15.804	6
5	34	B	Tony HUTCHINGS	Audi TT	10	13:08.837	48.554	17.219	84.42	1:16.969	3
6	91	A	Jordan TRESSON	Nissan 370Z	10	13:27.361	1:07.078	18.524	82.49	1:18.632	6
7	90	A	Luca LORENZINI	Nissan 370Z	10	13:29.158	1:08.875	1.797	82.30	1:18.939	6
8	15	B	John HEMMING	Vauxhall Nova GSi	9	12:48.065	1 lap	1 lap	78.04	1:22.963	6
9	26	B	Tim CLARKE	Renault Clio Cup	9	12:53.533	1 lap	5.468	77.48	1:24.281	8
10	32	B	Mark TOWNSEND	Vauxhall Nova GSi	9	13:24.310	1 lap	30.777	74.52	1:27.592	3
11	80	B	Steve WOOD	Honda CRX	8	12:49.490	2 laps	1 lap	69.24	1:33.862	6

### NOT CLASSIFIED

DNF	55	B	Ilsa COX	SEAT Leon Cupra	3	4:00.860	7 laps	5 laps	82.95	1:16.773	2
DNF	10	B	Ian CRISP	BMW E36 M3 Evo	0						

### FASTEST LAP

28	A	Mark FUNNELL	Lotus Exige	3	1:10.836	94.02 mph	151.31 kph
55	B	Ilsa COX	SEAT Leon Cupra	2	1:16.773	86.74 mph	139.61 kph

Weather / Track : Cloudy / Dry

These results are provisional until the conclusion of any judicial and technical matters.

Castle Combe  
Circuit Length = 1.8500 miles  
Start: 17:54 End: 18:08

Clerk of Course :

Timekeeper :



**CCRC Open Sports & Saloon Race**  
**RACE 11 - LAP CHART**

Lap 1			Lap 2			Lap 3			Lap 4			Lap 5		
No	Behind	Laptime	No	Behind	Laptime	No	Behind	Laptime	No	Behind	Laptime	No	Behind	Laptime
11		1:20.336	11		1:13.489	11		1:13.730	11		1:13.976	28		1:12.668
7	1.055	1:21.391	7	0.402	1:12.836	7	0.294	1:13.622	7	0.170	1:13.852	7	1.566	1:14.519
20	3.237	1:23.573	28	5.607	1:11.919	28	2.713	1:10.836	28	0.455	1:11.718	11	2.753	1:15.876
55	5.129	1:25.465	20	6.199	1:16.451	20	8.554	1:16.085	20	10.775	1:16.197	20	13.954	1:16.302
34	6.319	1:26.655	55	8.413	1:16.773	55	13.305	1:18.622	34	17.467	1:17.911	80	1 LAP	1:34.830
28	7.177	1:27.513	34	10.293	1:17.463	34	13.532	1:16.969	90	30.329	1:20.473	34	22.371	1:18.027
90	8.634	1:28.970	90	17.593	1:22.448	90	23.832	1:19.969	91	30.805	1:19.952	91	37.046	1:19.364
26	11.983	1:32.319	91	19.115	1:20.456	91	24.829	1:19.444	15	44.903	1:23.849	90	37.515	1:20.309
91	12.148	1:32.484	26	23.371	1:24.877	26	34.731	1:25.090	26	46.027	1:25.272	15	54.904	1:23.124
15	14.488	1:34.824	15	25.095	1:24.096	15	35.030	1:23.665	32	59.423	1:28.662	26	57.442	1:24.538
32	16.084	1:36.420	32	30.875	1:28.280	32	44.737	1:27.592						
80	24.272	1:44.608	80	48.474	1:37.691	80	1:10.223	1:35.479						

# CCRC Open Sports & Saloon Race

## RACE 11 - LAP CHART

Lap 6			Lap 7			Lap 8			Lap 9			Lap 10		
No	Behind	Laptime	No	Behind	Laptime	No	Behind	Laptime	No	Behind	Laptime	No	Behind	Laptime
28		1:11.256	28		1:12.386	28		1:12.507	28		1:14.558	28		1:14.922
7	3.681	1:13.371	7	5.092	1:13.797	15	1 LAP	1:24.789	7	5.154	1:12.857	7	3.324	1:13.092
32	1 LAP	1:29.845	11	5.631	1:12.906	7	6.855	1:14.270	11	5.682	1:12.933	11	3.786	1:13.026
11	5.111	1:13.614	32	1 LAP	1:28.147	11	7.307	1:14.183	80	2 LAPS	1:34.206	15	1 LAP	1:25.389
20	18.502	1:15.804	20	22.113	1:15.997	26	1 LAP	1:25.586	15	1 LAP	1:25.366	80	2 LAPS	1:34.619
34	29.095	1:17.980	34	33.952	1:17.243	20	26.184	1:16.578	26	1 LAP	1:24.281	20	31.335	1:17.838
80	1 LAP	1:34.195	91	50.970	1:18.934	32	1 LAP	1:28.523	20	28.419	1:16.793	26	1 LAP	1:25.909
91	44.422	1:18.632	90	51.919	1:19.107	34	39.040	1:17.595	34	43.046	1:18.564	34	48.554	1:20.430
90	45.198	1:18.939	80	1 LAP	1:33.862	91	57.656	1:19.193	32	1 LAP	1:28.920	32	1 LAP	1:27.921
15	1:06.611	1:22.963				90	58.366	1:18.954	91	1:01.745	1:18.647	91	1:07.078	1:20.255
26	1:11.847	1:25.661							90	1:04.795	1:20.987	90	1:08.875	1:19.002

# BRSCC Alfashop Alfa Romeo Championship

## QUALIFYING - RACE 6 - CLASSIFICATION

POS	NO	CL	NAME	ENTRY	TIME	ON	LAPS	GAP	DIFF	MPH
1	14	A1	Andy PAGE	Alfa Romeo Giulietta	1:16.398	5	11			87.17
2	62	C	Chris HEALEY	Alfa Romeo GTV	1:21.024	5	10	4.626	4.626	82.19
3	18	B	Nev SIMPSON	Alfa Romeo Alfetta GTV	1:21.638	8	10	5.240	0.614	81.58
4	77	A1	Christopher OXBOROUGH	Alfa Romeo 75	1:21.874	10	10	5.476	0.236	81.34
5	72	C	Shaun HAZLEWOOD	Alfa Romeo GTV	1:21.940	2	10	5.542	0.066	81.27
6	1	E	Paul PLANT	Alfa Romeo 33	1:23.083	9	9	6.685	1.143	80.16
7	61	E	Mel HEALEY	Alfa Romeo 156	1:24.394	10	10	7.996	1.311	78.91
8	32	A1	Chris SNOWDON	Alfa Romeo 75	1:24.661	2	3	8.263	0.267	78.66
9	19	A2	Nick ANDERSON	Alfa Romeo 33	1:24.945	9	10	8.547	0.284	78.40
10	44	B	Peter SLOAN	Alfa Romeo 75 V6	1:24.972	8	10	8.574	0.027	78.37
11	66	E	Chris FINCH	Alfa Romeo 156	1:25.115	7	9	8.717	0.143	78.24
12	99	D	Leon BAILEY	Alfa Romeo 33	1:25.119	9	10	8.721	0.004	78.24
13	39	C	Sarah HEELS	Alfa Romeo 147	1:25.133	9	9	8.735	0.014	78.23
14	74	E	Andy INMAN	Alfa Romeo 156 TS	1:25.401	9	10	9.003	0.268	77.98
15	5	E	Raymond FOLEY	Alfa Romeo 156	1:25.550	5	10	9.152	0.149	77.84
16	79	C	David MESSENGER	Alfa Romeo 75	1:25.667	5	9	9.269	0.117	77.74
17	23	E	James FORD	Alfa Romeo 156	1:26.523	7	9	10.125	0.856	76.97
18	35	D	Robert BUCHELE	Alfa Romeo 33 8v	1:26.531	7	9	10.133	0.008	76.96
19	6	B	John GRIFFITHS	Alfa Romeo 156 Veloce	1:27.749	8	8	11.351	1.218	75.89
20	97	A1	Neil SMITH	Alfa Romeo 156 world touring car	2:07.401	1	1			

Car No 79 needs a working transponder.  
If not fitted will not be timed in race.

Weather / Track : Cloudy / Dry

These results are provisional until the conclusion of any judicial and technical matters.

Castle Combe  
Circuit Length = 1.8500 miles  
Start: 10:41 End: 10:58

Clerk of Course :		Timekeeper :
-------------------	--	--------------

# BRSCC Alfashop Alfa Romeo Championship

## QUALIFYING - RACE 6 - LAP ANALYSIS

<b>1</b>	<b>Paul PLANT</b>		<b>E Alfa Romeo 33</b>				
1 -	1:35.262	+ 12.179	10:45:23.511	6 -	1:26.122	+ 3.039	10:52:39.486
2 -	1:38.040	+ 14.957	10:47:01.551	7 -	1:23.269	+ 0.186	10:54:02.755
3 -	1:24.414	+ 1.331	10:48:25.965	8 -	1:31.265	+ 8.182	10:55:34.020
4 -	1:23.747	+ 0.664	10:49:49.712	9 -	<b>1:23.083</b>		<b>10:56:57.103</b>
5 -	1:23.652	+ 0.569	10:51:13.364				
<b>5</b>	<b>Raymond FOLEY</b>		<b>E Alfa Romeo 156</b>				
1 -	1:27.062	+ 1.512	10:44:41.799	6 -	1:25.856	+ 0.306	10:51:55.431
2 -	1:25.556	+ 0.006	10:46:07.355	7 -	1:25.921	+ 0.371	10:53:21.352
3 -	1:26.469	+ 0.919	10:47:33.824	8 -	1:25.603	+ 0.053	10:54:46.955
4 -	1:30.201	+ 4.651	10:49:04.025	9 -	1:25.973	+ 0.423	10:56:12.928
5 -	<b>1:25.550</b>		<b>10:50:29.575</b>	10 -	1:29.071	+ 3.521	10:57:41.999
<b>6</b>	<b>John GRIFFITHS</b>		<b>B Alfa Romeo 156 Veloce</b>				
1 -	1:32.602	+ 4.853	10:45:03.097	5 -	2:36.387	+ 1:08.638	10:52:25.849
2 -	1:31.436	+ 3.687	10:46:34.533	6 -	1:30.406	+ 2.657	10:53:56.255
3 -	1:29.987	+ 2.238	10:48:04.520	7 -	1:28.606	+ 0.857	10:55:24.861
4 -	1:44.942 P	+ 17.193	10:49:49.462	8 -	<b>1:27.749</b>		<b>10:56:52.610</b>
<b>14</b>	<b>Andy PAGE</b>		<b>A1 Alfa Romeo Giulietta</b>				
1 -	1:23.687	+ 7.289	10:44:34.413	7 -	1:18.995	+ 2.597	10:52:21.574
2 -	1:19.611	+ 3.213	10:45:54.024	8 -	1:17.367	+ 0.969	10:53:38.941
3 -	1:17.712	+ 1.314	10:47:11.736	9 -	1:17.147	+ 0.749	10:54:56.088
4 -	1:17.118	+ 0.720	10:48:28.854	10 -	1:17.429	+ 1.031	10:56:13.517
5 -	<b>1:16.398</b>		<b>10:49:45.252</b>	11 -	1:18.066	+ 1.668	10:57:31.583
6 -	1:17.327	+ 0.929	10:51:02.579				
<b>18</b>	<b>Nev SIMPSON</b>		<b>B Alfa Romeo Alfetta GTV</b>				
1 -	1:27.733	+ 6.095	10:44:32.976	6 -	1:21.827	+ 0.189	10:51:25.281
2 -	1:24.305	+ 2.667	10:45:57.281	7 -	1:23.543	+ 1.905	10:52:48.824
3 -	1:22.585	+ 0.947	10:47:19.866	8 -	<b>1:21.638</b>		<b>10:54:10.462</b>
4 -	1:21.704	+ 0.066	10:48:41.570	9 -	1:22.113	+ 0.475	10:55:32.575
5 -	1:21.884	+ 0.246	10:50:03.454	10 -	1:22.586	+ 0.948	10:56:55.161
<b>19</b>	<b>Nick ANDERSON</b>		<b>A2 Alfa Romeo 33</b>				
1 -	1:37.251	+ 12.306	10:45:10.486	6 -	1:26.236	+ 1.291	10:52:28.497
2 -	1:30.917	+ 5.972	10:46:41.403	7 -	1:25.517	+ 0.572	10:53:54.014
3 -	1:28.101	+ 3.156	10:48:09.504	8 -	1:25.272	+ 0.327	10:55:19.286
4 -	1:26.433	+ 1.488	10:49:35.937	9 -	<b>1:24.945</b>		<b>10:56:44.231</b>
5 -	1:26.324	+ 1.379	10:51:02.261	10 -	1:26.114	+ 1.169	10:58:10.345
<b>23</b>	<b>James FORD</b>		<b>E Alfa Romeo 156</b>				
1 -	1:37.688	+ 11.165	10:45:13.697	6 -	1:26.715	+ 0.192	10:52:33.879
2 -	1:30.271	+ 3.748	10:46:43.968	7 -	<b>1:26.523</b>		<b>10:54:00.402</b>
3 -	1:27.113	+ 0.590	10:48:11.081	8 -	1:26.809	+ 0.286	10:55:27.211
4 -	1:28.281	+ 1.758	10:49:39.362	9 -	1:26.993	+ 0.470	10:56:54.204
5 -	1:27.802	+ 1.279	10:51:07.164				
<b>32</b>	<b>Chris SNOWDON</b>		<b>A1 Alfa Romeo 75</b>				
1 -	1:26.024	+ 1.363	10:44:40.149	3 -	1:42.732 P	+ 18.071	10:47:47.542
2 -	<b>1:24.661</b>		<b>10:46:04.810</b>				
<b>35</b>	<b>Robert BUCHELE</b>		<b>D Alfa Romeo 33 8v</b>				
1 -	1:34.579	+ 8.048	10:45:01.459	6 -	1:28.725	+ 2.194	10:52:30.255
2 -	1:32.276	+ 5.745	10:46:33.735	7 -	<b>1:26.531</b>		<b>10:53:56.786</b>
3 -	1:29.763	+ 3.232	10:48:03.498	8 -	1:28.469	+ 1.938	10:55:25.255
4 -	1:29.150	+ 2.619	10:49:32.648	9 -	1:28.470	+ 1.939	10:56:53.725
5 -	1:28.882	+ 2.351	10:51:01.530				
<b>39</b>	<b>Sarah HEELS</b>		<b>C Alfa Romeo 147</b>				
1 -	1:47.840	+ 22.707	10:45:22.416	6 -	1:33.067	+ 7.934	10:52:56.478
2 -	1:28.460	+ 3.327	10:46:50.876	7 -	1:29.330	+ 4.197	10:54:25.808

Car No 79 needs a working transponder.  
If not fitted will not be timed in race.  
Weather / Track : Cloudy / Dry

Castle Combe  
Circuit Length = 1.8500 miles  
Start: 10:41 End: 10:58

# BRSCC Alfashop Alfa Romeo Championship

## QUALIFYING - RACE 6 - LAP ANALYSIS

3 -	1:27.562	+ 2.429	10:48:18.438	8 -	1:25.311	+ 0.178	10:55:51.119
4 -	1:37.363	+ 12.230	10:49:55.801	9 -	<b>1:25.133</b>		<b>10:57:16.252</b>
5 -	1:27.610	+ 2.477	10:51:23.411				
<b>44</b>	<b>Peter SLOAN</b>		<b>B</b>	<b>Alfa Romeo 75 V6</b>			
1 -	1:32.539	+ 7.567	10:44:46.048	6 -	1:24.994	+ 0.022	10:51:58.359
2 -	1:29.454	+ 4.482	10:46:15.502	7 -	1:24.979	+ 0.007	10:53:23.338
3 -	1:26.893	+ 1.921	10:47:42.395	8 -	<b>1:24.972</b>		<b>10:54:48.310</b>
4 -	1:25.917	+ 0.945	10:49:08.312	9 -	1:26.177	+ 1.205	10:56:14.487
5 -	1:25.053	+ 0.081	10:50:33.365	10 -	1:25.732	+ 0.760	10:57:40.219
<b>61</b>	<b>Mel HEALEY</b>		<b>E</b>	<b>Alfa Romeo 156</b>			
1 -	1:32.153	+ 7.759	10:45:03.342	6 -	1:24.566	+ 0.172	10:52:11.597
2 -	1:27.827	+ 3.433	10:46:31.169	7 -	1:24.929	+ 0.535	10:53:36.526
3 -	1:25.699	+ 1.305	10:47:56.868	8 -	1:24.679	+ 0.285	10:55:01.205
4 -	1:25.206	+ 0.812	10:49:22.074	9 -	1:24.921	+ 0.527	10:56:26.126
5 -	1:24.957	+ 0.563	10:50:47.031	10 -	<b>1:24.394</b>		<b>10:57:50.520</b>
<b>62</b>	<b>Chris HEALEY</b>		<b>C</b>	<b>Alfa Romeo GTV</b>			
1 -	1:22.966	+ 1.942	10:44:50.292	6 -	1:22.063	+ 1.039	10:51:39.816
2 -	1:22.134	+ 1.110	10:46:12.426	7 -	1:22.276	+ 1.252	10:53:02.092
3 -	1:22.048	+ 1.024	10:47:34.474	8 -	1:21.454	+ 0.430	10:54:23.546
4 -	1:22.255	+ 1.231	10:48:56.729	9 -	1:21.614	+ 0.590	10:55:45.160
5 -	<b>1:21.024</b>		<b>10:50:17.753</b>	10 -	1:22.089	+ 1.065	10:57:07.249
<b>66</b>	<b>Chris FINCH</b>		<b>E</b>	<b>Alfa Romeo 156</b>			
1 -	1:34.933	+ 9.818	10:45:11.185	6 -	1:28.676	+ 3.561	10:52:33.272
2 -	1:32.051	+ 6.936	10:46:43.236	7 -	<b>1:25.115</b>		<b>10:53:58.387</b>
3 -	1:27.120	+ 2.005	10:48:10.356	8 -	1:31.826	+ 6.711	10:55:30.213
4 -	1:26.590	+ 1.475	10:49:36.946	9 -	1:26.548	+ 1.433	10:56:56.761
5 -	1:27.650	+ 2.535	10:51:04.596				
<b>72</b>	<b>Shaun HAZLEWOOD</b>		<b>C</b>	<b>Alfa Romeo GTV</b>			
1 -	1:26.743	+ 4.803	10:44:44.886	6 -	1:22.316	+ 0.376	10:51:36.744
2 -	<b>1:21.940</b>		<b>10:46:06.826</b>	7 -	1:22.423	+ 0.483	10:52:59.167
3 -	1:23.221	+ 1.281	10:47:30.047	8 -	1:22.709	+ 0.769	10:54:21.876
4 -	1:22.432	+ 0.492	10:48:52.479	9 -	1:23.665	+ 1.725	10:55:45.541
5 -	1:21.949	+ 0.009	10:50:14.428	10 -	1:22.029	+ 0.089	10:57:07.570
<b>74</b>	<b>Andy INMAN</b>		<b>E</b>	<b>Alfa Romeo 156 TS</b>			
1 -	1:29.391	+ 3.990	10:44:38.002	6 -	1:26.123	+ 0.722	10:51:51.993
2 -	1:27.474	+ 2.073	10:46:05.476	7 -	1:26.147	+ 0.746	10:53:18.140
3 -	1:27.077	+ 1.676	10:47:32.553	8 -	1:25.494	+ 0.093	10:54:43.634
4 -	1:26.713	+ 1.312	10:48:59.266	9 -	<b>1:25.401</b>		<b>10:56:09.035</b>
5 -	1:26.604	+ 1.203	10:50:25.870	10 -	1:25.620	+ 0.219	10:57:34.655
<b>77</b>	<b>Christopher OXBOROUGH</b>		<b>A1</b>	<b>Alfa Romeo 75</b>			
1 -	1:27.424	+ 5.550	10:44:34.120	6 -	1:23.388	+ 1.514	10:51:33.666
2 -	1:25.300	+ 3.426	10:45:59.420	7 -	1:23.212	+ 1.338	10:52:56.878
3 -	1:24.509	+ 2.635	10:47:23.929	8 -	1:22.605	+ 0.731	10:54:19.483
4 -	1:23.632	+ 1.758	10:48:47.561	9 -	1:22.614	+ 0.740	10:55:42.097
5 -	1:22.717	+ 0.843	10:50:10.278	10 -	<b>1:21.874</b>		<b>10:57:03.971</b>
<b>79</b>	<b>David MESSENGER</b>		<b>C</b>	<b>Alfa Romeo 75</b>			
1 -	1:33.868	+ 8.201	10:45:16.401	6 -	2:00.751	+ 35.084	10:53:10.300
2 -	1:28.232	+ 2.565	10:46:44.633	7 -	1:28.974	+ 3.307	10:54:39.274
3 -	1:32.670	+ 7.003	10:48:17.303	8 -	1:26.884	+ 1.217	10:56:06.158
4 -	1:26.579	+ 0.912	10:49:43.882	9 -	1:26.356	+ 0.689	10:57:32.514
5 -	<b>1:25.667</b>		<b>10:51:09.549</b>				
<b>97</b>	<b>Neil SMITH</b>		<b>A1</b>	<b>Alfa Romeo 156 world touring car</b>			
1 -	2:07.401 P	- 03:58:47.375	10:45:40.641				

Car No 79 needs a working transponder.  
If not fitted will not be timed in race.  
Weather / Track : Cloudy / Dry

Castle Combe  
Circuit Length = 1.8500 miles  
Start: 10:41 End: 10:58


**BRSCC Alfashop Alfa Romeo Championship**  
**QUALIFYING - RACE 6 - LAP ANALYSIS**

<b>99</b>	<b>Leon BAILEY</b>		<b>D Alfa Romeo 33</b>				
1 -	1:34.505	+ 9.386	10:45:11.692	6 -	1:27.439	+ 2.320	10:52:26.265
2 -	1:28.207	+ 3.088	10:46:39.899	7 -	1:27.387	+ 2.268	10:53:53.652
3 -	1:26.686	+ 1.567	10:48:06.585	8 -	1:26.249	+ 1.130	10:55:19.901
4 -	1:26.570	+ 1.451	10:49:33.155	9 -	<b>1:25.119</b>		<b>10:56:45.020</b>
5 -	1:25.671	+ 0.552	10:50:58.826	10 -	1:25.889	+ 0.770	10:58:10.909

Car No 79 needs a working transponder.  
 If not fitted will not be timed in race.  
 Weather / Track : Cloudy / Dry

Castle Combe  
 Circuit Length = 1.8500 miles  
 Start: 10:41 End: 10:58

**BRSCC Alfashop Alfa Romeo Championship**  
**RACE 6 - GRID - AMENDED**

ROW 10	1:23.083 1 Paul PLANT	1:24.394 61 Mel HEALEY
ROW 9	1:27.749 6 John GRIFFITHS	
ROW 8	1:26.523 23 James FORD	1:26.531 35 Robert BUCHELE
ROW 7	1:25.550 5 Raymond FOLEY	1:25.667 79 David MESSENGER
ROW 6	1:25.133 39 Sarah HEELS	1:25.401 74 Andy INMAN
ROW 5	1:25.115 66 Chris FINCH	1:25.119 99 Leon BAILEY
ROW 4	1:24.945 19 Nick ANDERSON	1:24.972 44 Peter SLOAN
ROW 3	1:21.940 72 Shaun HAZLEWOOD	1:24.661 32 Chris SNOWDON
ROW 2	1:21.638 18 Nev SIMPSON	1:21.874 77 Christopher OXBOROUGH
ROW 1	1:16.398 14 Andy PAGE	1:21.024 62 Chris HEALEY
<b>Pole</b>		
		

Castle Combe  
 Circuit Length = 1.8500 miles

**These results are provisional until the conclusion of any judicial and technical matters.**

Clerk of Course :		Timekeeper :

# BRSCC Alfashop Alfa Romeo Championship

## RACE 6 - CLASSIFICATION

POS	NO	CL	NAME	ENTRY	LAPS	TIME	GAP	DIFF	MPH	BEST	ON
1	72	C	<b>Shaun HAZLEWOOD</b>	Alfa Romeo GTV	14	20:57.260			74.16	1:20.627	3
2	18	B	<b>Nev SIMPSON</b>	Alfa Romeo Alfetta GTV	14	21:00.137	<b>2.877</b>	2.877	73.99	1:21.012	12
3	62	C	<b>Chris HEALEY</b>	Alfa Romeo GTV	14	21:01.764	<b>4.504</b>	1.627	73.89	1:20.677	3
4	1	E	<b>Paul PLANT</b>	Alfa Romeo 33	14	21:07.685	<b>10.425</b>	5.921	73.55	1:23.440	11
5	32	A1	<b>Chris SNOWDON</b>	Alfa Romeo 75	14	21:09.719	<b>12.459</b>	2.034	73.43	1:21.060	12
6	61	E	<b>Mel HEALEY</b>	Alfa Romeo 156	14	21:15.021	<b>17.761</b>	5.302	73.12	1:24.914	5
7	66	E	<b>Chris FINCH</b>	Alfa Romeo 156	14	21:15.186	<b>17.926</b>	0.165	73.11	1:24.661	13
8	77	A1	<b>Christopher OXBOROUGH</b>	Alfa Romeo 75	14	21:16.051	<b>18.791</b>	0.865	73.06	1:23.488	14
9	6	B	<b>John GRIFFITHS</b>	Alfa Romeo 156 Veloce	14	21:21.430	<b>24.170</b>	5.379	72.76	1:24.837	13
10	99	D	<b>Leon BAILEY</b>	Alfa Romeo 33	14	21:22.028	<b>24.768</b>	0.598	72.72	1:24.649	6
11	79	C	<b>David MESSENGER</b>	Alfa Romeo 75	14	21:24.456	<b>27.196</b>	2.428	72.59	1:26.144	13
12	5	E	<b>Raymond FOLEY</b>	Alfa Romeo 156	14	21:24.748	<b>27.488</b>	0.292	72.57	1:24.907	11
13	74	E	<b>Andy INMAN</b>	Alfa Romeo 156 TS	14	21:25.308	<b>28.048</b>	0.560	72.54	1:25.014	11
14	44	B	<b>Peter SLOAN</b>	Alfa Romeo 75 V6	14	21:29.025	<b>31.765</b>	3.717	72.33	1:25.025	13
15	39	C	<b>Sarah HEELS</b>	Alfa Romeo 147	14	21:29.873	<b>32.613</b>	0.848	72.28	1:24.536	14

### NOT CLASSIFIED

<i>DNF</i>	19	A2	<b>Nick ANDERSON</b>	Alfa Romeo 33	13	20:09.370	<b>1 lap</b>	1 lap	71.59	1:25.967	3
<i>DNF</i>	14	A1	<b>Andy PAGE</b>	Alfa Romeo Giulietta	6	8:12.031	<b>8 laps</b>	7 laps	81.21	1:20.198	3
<i>DNF</i>	35	D	<b>Robert BUCHELE</b>	Alfa Romeo 33 8v	6	8:56.022	<b>8 laps</b>	43.991	74.54	1:26.539	5
<i>DNF</i>	23	E	<b>James FORD</b>	Alfa Romeo 156	6	8:57.226	<b>8 laps</b>	1.204	74.38	1:25.634	5

### FASTEST LAP

14	A1	<b>Andy PAGE</b>	Alfa Romeo Giulietta	3	1:20.198	83.04 mph	133.64 kph
19	A2	<b>Nick ANDERSON</b>	Alfa Romeo 33	3	1:25.967	77.47 mph	124.67 kph
18	B	<b>Nev SIMPSON</b>	Alfa Romeo Alfetta GTV	12	1:21.012	82.21 mph	132.30 kph
72	C	<b>Shaun HAZLEWOOD</b>	Alfa Romeo GTV	3	1:20.627	82.60 mph	132.93 kph
99	D	<b>Leon BAILEY</b>	Alfa Romeo 33	6	1:24.649	78.67 mph	126.62 kph
1	E	<b>Paul PLANT</b>	Alfa Romeo 33	11	1:23.440	79.81 mph	128.45 kph

Car No 32 - 10 second penalty - Q.12.4 & Q.12.5. - False Start

Weather / Track : Cloudy / Dry

These results are provisional until the conclusion of any judicial and technical matters.

Castle Combe  
Circuit Length = 1.8500 miles  
Start: 15:00 End: 15:23

Clerk of Course :	Timekeeper :
-------------------	--------------



# BRSCC Alfashop Alfa Romeo Championship

## RACE 6 - LAP CHART

Lap 1			Lap 2			Lap 3			Lap 4			Lap 5		
No	Behind	Laptime	No	Behind	Laptime	No	Behind	Laptime	No	Behind	Laptime	No	Behind	Laptime
14		1:27.216	14		1:20.336	14		1:20.198	14		1:20.633	14		1:22.043
62	0.610	1:27.826	62	1.139	1:20.865	62	1.618	1:20.677	62	2.849	1:21.864	62	1.936	1:21.130
72	1.023	1:28.239	72	1.662	1:20.975	72	2.091	1:20.627	72	3.641	1:22.183	72	2.495	1:20.897
18	2.746	1:29.962	18	4.066	1:21.656	18	5.986	1:22.118	18	7.421	1:22.068	18	7.280	1:21.902
32	4.213	1:31.429	32	6.809	1:22.932	32	9.392	1:22.781	32	10.711	1:21.952	32	10.822	1:22.154
19	8.473	1:35.689	1	12.675	1:24.364	1	16.444	1:23.967	1	20.528	1:24.717	1	22.660	1:24.175
1	8.647	1:35.863	19	15.215	1:27.078	19	20.984	1:25.967	99	25.987	1:25.228	99	29.292	1:25.348
66	9.446	1:36.662	99	15.931	1:26.475	99	21.392	1:25.659	19	26.493	1:26.142	61	30.011	1:24.914
99	9.792	1:37.008	66	16.206	1:27.096	66	22.093	1:26.085	66	26.937	1:25.477	66	30.605	1:25.711
79	10.935	1:38.151	79	17.140	1:26.541	61	22.734	1:25.757	61	27.140	1:25.039	79	34.789	1:26.467
74	11.140	1:38.356	61	17.175	1:26.049	79	24.843	1:27.901	79	30.365	1:26.155	19	35.127	1:30.677
61	11.462	1:38.678	74	17.683	1:26.879	74	25.098	1:27.613	74	30.620	1:26.155	74	35.419	1:26.842
44	12.269	1:39.485	44	18.197	1:26.264	44	25.862	1:27.863	44	31.354	1:26.125	6	36.070	1:25.943
35	13.503	1:40.719	6	20.756	1:27.364	6	27.011	1:26.453	6	32.170	1:25.792	44	36.849	1:27.538
6	13.728	1:40.944	35	21.171	1:28.004	5	27.645	1:26.346	5	33.073	1:26.061	5	37.537	1:26.507
5	14.298	1:41.514	5	21.497	1:27.535	35	28.593	1:27.620	35	34.530	1:26.570	77	38.720	1:24.929
39	15.674	1:42.890	39	22.526	1:27.188	39	29.603	1:27.275	39	35.512	1:26.542	35	39.026	1:26.539
23	16.263	1:43.479	23	23.508	1:27.581	23	30.167	1:26.857	77	35.834	1:24.363	39	40.297	1:26.828
77	23.159	1:50.375	77	28.224	1:25.401	77	32.104	1:24.078	23	37.252	1:27.718	23	40.843	1:25.634

Car No 32 - 10 second penalty - Q.12.4 & Q.12.5. - False Start

Weather / Track : Cloudy / Dry

www.tsl-timing.com

Page 1 of 3

Castle Combe  
Circuit Length = 1.8500 miles  
Start: 15:00 End: 15:23

Printed - 15.32 Monday, 05 April 2010

# BRSCC Alfashop Alfa Romeo Championship

## RACE 6 - LAP CHART

Lap 6			Lap 7			Lap 8			Lap 9			Lap 10		
No	Behind	Laptime	No	Behind	Laptime	No	Behind	Laptime	No	Behind	Laptime	No	Behind	Laptime
14		1:21.605	62		1:22.735	62		1:24.317	62		2:16.992	62		2:09.525
62	4.111	1:23.780	72	1.292	1:23.348	72	0.459	1:23.484	72	1.024	2:17.557	72	0.320	2:08.821
72	4.790	1:23.900	18	1.489	1:21.260	18	1.298	1:24.126	18	1.554	2:17.248	18	0.659	2:08.630
18	7.075	1:21.400	32	6.484	1:22.438	32	6.492	1:24.325	32	2.927	2:13.427	32	1.000	2:07.598
32	10.892	1:21.675	1	21.597	1:23.498	1	26.781	1:29.501	1	3.696	1:53.907	1	1.736	2:07.565
1	24.945	1:23.890	99	31.019	1:25.529	99	35.906	1:29.204	99	5.589	1:46.675	99	2.722	2:06.658
99	32.336	1:24.649	61	32.516	1:25.930	61	37.302	1:29.103	61	6.207	1:45.897	61	2.857	2:06.175
61	33.432	1:25.026	66	32.710	1:25.496	66	39.785	1:31.392	66	6.919	1:44.126	66	3.398	2:06.004
66	34.060	1:25.060	79	40.564	1:27.278	79	48.033	1:31.786	79	13.690	1:42.649	79	5.426	2:01.261
79	40.132	1:26.948	77	42.215	1:26.022	6	48.742	1:30.511	6	14.102	1:42.352	6	6.756	2:02.179
19	41.797	1:28.275	6	42.548	1:26.750	77	49.251	1:31.353	77	14.757	1:42.498	77	7.399	2:02.167
6	42.644	1:28.179	5	44.949	1:28.334	5	49.965	1:29.333	5	16.372	1:43.399	5	9.820	2:02.973
74	42.862	1:29.048	19	45.251	1:30.300	74	51.285	1:29.892	74	17.117	1:42.824	74	10.514	2:02.922
77	43.039	1:25.924	74	45.710	1:29.694	19	52.095	1:31.161	19	18.569	1:43.466	19	13.737	2:04.693
5	43.461	1:27.529	44	46.856	1:29.956	44	54.443	1:31.904	44	19.306	1:41.855	44	14.653	2:04.872
44	43.746	1:28.502	39	52.485	1:34.526	39	59.023	1:30.855	39	20.388	1:38.357	39	15.598	2:04.735
35	43.991	1:26.570												
39	44.805	1:26.113												
23	45.195	1:25.957												

Car No 32 - 10 second penalty - Q.12.4 & Q.12.5. - False Start

Weather / Track : Cloudy / Dry

# BRSCC Alfashop Alfa Romeo Championship

## RACE 6 - LAP CHART

Lap 11			Lap 12			Lap 13			Lap 14		
No	Behind	Laptime	No	Behind	Laptime	No	Behind	Laptime	No	Behind	Laptime
62		1:21.332	62		1:21.359	62		1:21.968	72		1:22.204
72	0.417	1:21.429	72	0.438	1:21.380	18	0.249	1:21.425	32	2.459	1:23.931
18	1.139	1:21.812	18	0.792	1:21.012	72	0.686	1:22.216	18	2.877	1:25.518
32	2.084	1:22.416	32	1.785	1:21.060	32	1.418	1:21.601	62	4.504	1:27.394
1	3.844	1:23.440	1	6.734	1:24.249	1	9.236	1:24.470	1	10.425	1:24.079
61	7.378	1:25.853	61	11.074	1:25.055	61	14.570	1:25.464	61	17.761	1:26.081
99	8.345	1:26.955	66	12.896	1:25.575	66	15.589	1:24.661	66	17.926	1:25.227
66	8.680	1:26.614	99	14.057	1:27.071	77	18.193	1:24.500	77	18.791	1:23.488
79	11.517	1:27.423	77	15.661	1:24.506	99	19.711	1:27.622	6	24.170	1:25.355
77	12.514	1:26.447	6	18.836	1:27.333	6	21.705	1:24.837	99	24.768	1:27.947
6	12.862	1:27.438	79	19.361	1:29.203	79	23.537	1:26.144	79	27.196	1:26.549
5	13.395	1:24.907	5	19.587	1:27.551	5	23.928	1:26.309	5	27.488	1:26.450
74	14.196	1:25.014	74	20.074	1:27.237	74	24.244	1:26.138	74	28.048	1:26.694
19	20.670	1:28.265	44	25.977	1:26.347	44	29.034	1:25.025	44	31.765	1:25.621
44	20.989	1:27.668	19	27.844	1:28.533	39	30.967	1:24.571	39	32.613	1:24.536
39	21.948	1:27.682	39	28.364	1:27.775	19	35.000	1:29.124			

Car No 32 - 10 second penalty - Q.12.4 & Q.12.5. - False Start

Weather / Track : Cloudy / Dry

# Castle Combe Saloon Car Championship

## QUALIFYING - RACE 5 - CLASSIFICATION

POS	NO	CL	NAME	ENTRY	TIME	ON	LAPS	GAP	DIFF	MPH
1	66	A	Brian COX	Mitsubishi Evo	1:16.956	5	7			86.54
2	55	B	Bill BROCKBANK	SEAT Ibiza Cupra	1:17.542	11	11	0.586	0.586	85.88
3	98	B	Mark WYATT	Vauxhall Astra	1:17.672	6	11	0.716	0.130	85.74
4	91	B	Gary PREBBLE	Rover 220 Coupe	1:17.716	6	9	0.760	0.044	85.69
5	85	B	Kevin BIRD	SEAT Leon	1:18.313	3	6	1.357	0.597	85.04
6	25	C	Nick CHARLES	Peugeot 106 GTi	1:18.317	4	10	1.361	0.004	85.03
7	1	C	Jason COOPER	Ford Fiesta	1:18.554	6	7	1.598	0.237	84.78
8	30	B	Tony DOLLEY	Peugeot 206 GTi	1:19.111	2	2	2.155	0.557	84.18
9	34	B	Tony HUTCHINGS	Audi TT	1:19.486	3	6	2.530	0.375	83.78
10	62	B	Julian ELLISON	Volvo S40 T4	1:19.876	2	4	2.920	0.390	83.37
11	68	C	Nick MIZEN	MG ZR	1:20.047	5	6	3.091	0.171	83.20
12	81	C	David KIFT	Peugeot 106 GTi	1:20.799	4	8	3.843	0.752	82.42
13	13	C	Will DI CLAUDIO	Peugeot 106 GTi	1:21.272	6	6	4.316	0.473	81.94
14	5	D	R POYNTER-BROWN	Vauxhall Corsa	1:22.583	4	8	5.627	1.311	80.64
15	33	C	Darren HAY	MG ZR	1:22.766	3	5	5.810	0.183	80.46
16	40	C	Adrian SLADE	MG ZR	1:23.461	5	8	6.505	0.695	79.79
17	65	C	Martin CHIVERS	MG ZR	1:23.748	4	5	6.792	0.287	79.52
18	46	C	Anne KING	MG ZR 190	1:23.809	8	10	6.853	0.061	79.46
19	9	D	Trevor LONG	Peugeot 106 Rallye	1:24.505	5	9	7.549	0.696	78.81
20	95	C	Richard MARSH	Rover 200	1:26.441	8	9	9.485	1.936	77.04
21	42	B	Rick ROWLES	Honda Civic Type R	1:26.493	3	5	9.537	0.052	77.00
22	15	D	C HYDE-ANDREWS-BIRD	Ford Fiesta	1:26.521	4	9	9.565	0.028	76.97
23	18	D	Steve SUTTON	Peugeot 106	1:27.250	4	9	10.294	0.729	76.33
24	26	D	Geraldine DUFF	Rover 25	1:27.792	5	9	10.836	0.542	75.86
25	3	C	James KEEPIN	MG ZR160	1:27.873	5	9	10.917	0.081	75.79
26	67	C	Geoff WADE	Honda Integra Type R	1:28.367	9	9	11.411	0.494	75.36
27	44	D	Will BURNS	Ford Fiesta	1:29.063	9	9	12.107	0.696	74.77
28	32	C	Matt SMITH	Rover 200vi	1:29.224	2	9	12.268	0.161	74.64
29	48	B	Jamie DICCOX	Alfa Romeo 156	1:30.197	9	9	13.241	0.973	73.83
30	19	D	Eddie BENTON	Citroen Saxo	1:35.246	5	9	18.290	5.049	69.92
31	4	D	Jonathan BENTON	Citroen Saxo	1:35.834	8	8	18.878	0.588	69.49

Car No 40 please check transponder - Intermittent signal.

Weather / Track : Cloudy / Dry

These results are provisional until the conclusion of any judicial and technical matters.

Castle Combe  
Circuit Length = 1.8500 miles  
Start: 11:01 End: 11:17

Clerk of Course :		Timekeeper :
-------------------	--	--------------

# Castle Combe Saloon Car Championship

## QUALIFYING - RACE 5 - LAP ANALYSIS

<b>1</b>	<b>Jason COOPER</b>		<b>C Ford Fiesta</b>				
1 -	1:19.508	+ 0.954	11:04:08.038	5 -	1:19.574	+ 1.020	11:09:25.524
2 -	1:18.935	+ 0.381	11:05:26.973	6 -	<b>1:18.554</b>		<b>11:10:44.078</b>
3 -	1:19.398	+ 0.844	11:06:46.371	7 -	1:51.616 P	+ 33.062	11:12:35.694
4 -	1:19.579	+ 1.025	11:08:05.950				
<b>3</b>	<b>James KEEPIN</b>		<b>C MG ZR160</b>				
1 -	1:44.593	+ 16.720	11:05:00.203	6 -	1:32.511	+ 4.638	11:12:31.780
2 -	1:32.429	+ 4.556	11:06:32.632	7 -	1:30.151	+ 2.278	11:14:01.931
3 -	1:30.265	+ 2.392	11:08:02.897	8 -	1:28.328	+ 0.455	11:15:30.259
4 -	1:28.499	+ 0.626	11:09:31.396	9 -	1:27.879	+ 0.006	11:16:58.138
5 -	<b>1:27.873</b>		<b>11:10:59.269</b>				
<b>4</b>	<b>Jonathan BENTON</b>		<b>D Citroen Saxo</b>				
1 -	1:41.055	+ 5.221	11:05:07.125	5 -	1:36.097	+ 0.263	11:11:35.328
2 -	1:37.902	+ 2.068	11:06:45.027	6 -	1:38.678	+ 2.844	11:13:14.006
3 -	1:37.770	+ 1.936	11:08:22.797	7 -	1:37.596	+ 1.762	11:14:51.602
4 -	1:36.434	+ 0.600	11:09:59.231	8 -	<b>1:35.834</b>		<b>11:16:27.436</b>
<b>5</b>	<b>R POYNTER-BROWN</b>		<b>D Vauxhall Corsa</b>				
1 -	1:27.939	+ 5.356	11:04:24.822	5 -	1:24.568	+ 1.985	11:09:59.619
2 -	1:24.444	+ 1.861	11:05:49.266	6 -	1:25.422	+ 2.839	11:11:25.041
3 -	1:23.202	+ 0.619	11:07:12.468	7 -	1:50.436 P	+ 27.853	11:13:15.477
4 -	<b>1:22.583</b>		<b>11:08:35.051</b>	8 -	3:58.413 P	+ 2:35.830	11:17:13.890
<b>9</b>	<b>Trevor LONG</b>		<b>D Peugeot 106 Rallye</b>				
1 -	1:29.669	+ 5.164	11:04:54.354	6 -	1:27.754	+ 3.249	11:12:02.610
2 -	1:26.219	+ 1.714	11:06:20.573	7 -	1:26.593	+ 2.088	11:13:29.203
3 -	1:24.897	+ 0.392	11:07:45.470	8 -	1:25.656	+ 1.151	11:14:54.859
4 -	1:24.881	+ 0.376	11:09:10.351	9 -	1:26.450	+ 1.945	11:16:21.309
5 -	<b>1:24.505</b>		<b>11:10:34.856</b>				
<b>13</b>	<b>Will DI CLAUDIO</b>		<b>C Peugeot 106 GTi</b>				
1 -	1:27.718	+ 6.446	11:04:43.532	4 -	1:22.234	+ 0.962	11:14:36.550
2 -	2:42.080 P	+ 1:20.808	11:07:25.612	5 -	1:21.723	+ 0.451	11:15:58.273
3 -	5:48.704	+ 4:27.432	11:13:14.316	6 -	<b>1:21.272</b>		<b>11:17:19.545</b>
<b>15</b>	<b>C HYDE-ANDREWS-BIRD</b>		<b>D Ford Fiesta</b>				
1 -	1:31.661	+ 5.140	11:04:25.575	6 -	1:35.818	+ 9.297	11:11:53.303
2 -	1:28.349	+ 1.828	11:05:53.924	7 -	1:32.345	+ 5.824	11:13:25.648
3 -	1:27.488	+ 0.967	11:07:21.412	8 -	1:31.166	+ 4.645	11:14:56.814
4 -	<b>1:26.521</b>		<b>11:08:47.933</b>	9 -	1:28.190	+ 1.669	11:16:25.004
5 -	1:29.552	+ 3.031	11:10:17.485				
<b>18</b>	<b>Steve SUTTON</b>		<b>D Peugeot 106</b>				
1 -	1:31.508	+ 4.258	11:04:44.887	6 -	1:32.878	+ 5.628	11:12:10.820
2 -	1:30.210	+ 2.960	11:06:15.097	7 -	1:28.508	+ 1.258	11:13:39.328
3 -	1:27.743	+ 0.493	11:07:42.840	8 -	1:28.276	+ 1.026	11:15:07.604
4 -	<b>1:27.250</b>		<b>11:09:10.090</b>	9 -	1:28.893	+ 1.643	11:16:36.497
5 -	1:27.852	+ 0.602	11:10:37.942				
<b>19</b>	<b>Eddie BENTON</b>		<b>D Citroen Saxo</b>				
1 -	1:38.211	+ 2.965	11:04:51.730	6 -	1:36.505	+ 1.259	11:12:53.907
2 -	1:36.808	+ 1.562	11:06:28.538	7 -	1:36.354	+ 1.108	11:14:30.261
3 -	1:36.968	+ 1.722	11:08:05.506	8 -	1:35.432	+ 0.186	11:16:05.693
4 -	1:36.650	+ 1.404	11:09:42.156	9 -	1:38.570	+ 3.324	11:17:44.263
5 -	<b>1:35.246</b>		<b>11:11:17.402</b>				
<b>25</b>	<b>Nick CHARLES</b>		<b>C Peugeot 106 GTi</b>				
1 -	1:22.462	+ 4.145	11:04:30.353	6 -	1:18.751	+ 0.434	11:11:03.942
2 -	1:19.110	+ 0.793	11:05:49.463	7 -	1:23.159	+ 4.842	11:12:27.101
3 -	1:18.803	+ 0.486	11:07:08.266	8 -	1:21.946	+ 3.629	11:13:49.047
4 -	<b>1:18.317</b>		<b>11:08:26.583</b>	9 -	1:19.825	+ 1.508	11:15:08.872

Car No 40 please check transponder - Intermittent signal.

Weather / Track : Cloudy / Dry

# Castle Combe Saloon Car Championship

## QUALIFYING - RACE 5 - LAP ANALYSIS

5 -	1:18.608	+ 0.291	11:09:45.191	10 -	1:21.144	+ 2.827	11:16:30.016
<b>26</b>	<b>Geraldine DUFF</b>		<b>D</b>	<b>Rover 25</b>			
1 -	1:33.256	+ 5.464	11:05:03.625	6 -	1:32.641	+ 4.849	11:12:30.865
2 -	1:29.414	+ 1.622	11:06:33.039	7 -	1:29.017	+ 1.225	11:13:59.882
3 -	1:28.467	+ 0.675	11:08:01.506	8 -	1:29.024	+ 1.232	11:15:28.906
4 -	1:28.926	+ 1.134	11:09:30.432	9 -	1:28.259	+ 0.467	11:16:57.165
5 -	<b>1:27.792</b>		<b>11:10:58.224</b>				
<b>30</b>	<b>Tony DOLLEY</b>		<b>B</b>	<b>Peugeot 206 GTi</b>			
1 -	1:22.151	+ 3.040	11:04:52.922	2 -	<b>1:19.111</b>		<b>11:06:12.033</b>
<b>32</b>	<b>Matt SMITH</b>		<b>C</b>	<b>Rover 200vi</b>			
1 -	1:33.343	+ 4.119	11:05:04.103	6 -	1:30.771	+ 1.547	11:12:34.489
2 -	<b>1:29.224</b>		<b>11:06:33.327</b>	7 -	1:30.906	+ 1.682	11:14:05.395
3 -	1:29.961	+ 0.737	11:08:03.288	8 -	1:30.327	+ 1.103	11:15:35.722
4 -	1:29.341	+ 0.117	11:09:32.629	9 -	1:29.746	+ 0.522	11:17:05.468
5 -	1:31.089	+ 1.865	11:11:03.718				
<b>33</b>	<b>Darren HAY</b>		<b>C</b>	<b>MG ZR</b>			
1 -	1:26.949	+ 4.183	11:04:41.144	4 -	1:24.202	+ 1.436	11:08:52.340
2 -	1:24.228	+ 1.462	11:06:05.372	5 -	1:22.948	+ 0.182	11:10:15.288
3 -	<b>1:22.766</b>		<b>11:07:28.138</b>				
<b>34</b>	<b>Tony HUTCHINGS</b>		<b>B</b>	<b>Audi TT</b>			
1 -	1:20.771	+ 1.285	11:04:51.743	4 -	1:20.149	+ 0.663	11:08:50.883
2 -	1:19.505	+ 0.019	11:06:11.248	5 -	1:21.052	+ 1.566	11:10:11.935
3 -	<b>1:19.486</b>		<b>11:07:30.734</b>	6 -	1:20.317	+ 0.831	11:11:32.252
<b>40</b>	<b>Adrian SLADE</b>		<b>C</b>	<b>MG ZR</b>			
1 -	1:31.810	+ 8.349	11:05:00.826	5 -	<b>1:23.461</b>		<b>11:10:40.932</b>
2 -	1:27.307	+ 3.846	11:06:28.133	6 -	2:09.110 P	+ 45.649	11:12:50.042
3 -	1:25.038	+ 1.577	11:07:53.171	7 -	2:16.554	+ 53.093	11:15:06.596
4 -	1:24.300	+ 0.839	11:09:17.471	8 -	1:24.422	+ 0.961	11:16:31.018
<b>42</b>	<b>Rick ROWLES</b>		<b>B</b>	<b>Honda Civic Type R</b>			
1 -	1:27.436	+ 0.943	11:04:44.735	4 -	1:27.584	+ 1.091	11:09:07.596
2 -	1:28.784	+ 2.291	11:06:13.519	5 -	2:03.983 P	+ 37.490	11:11:11.579
3 -	<b>1:26.493</b>		<b>11:07:40.012</b>				
<b>44</b>	<b>Will BURNS</b>		<b>D</b>	<b>Ford Fiesta</b>			
1 -	1:32.369	+ 3.306	11:05:13.604	6 -	1:31.258	+ 2.195	11:12:46.461
2 -	1:31.819	+ 2.756	11:06:45.423	7 -	1:30.486	+ 1.423	11:14:16.947
3 -	1:29.559	+ 0.496	11:08:14.982	8 -	1:29.837	+ 0.774	11:15:46.784
4 -	1:29.975	+ 0.912	11:09:44.957	9 -	<b>1:29.063</b>		<b>11:17:15.847</b>
5 -	1:30.246	+ 1.183	11:11:15.203				
<b>46</b>	<b>Anne KING</b>		<b>C</b>	<b>MG ZR 190</b>			
1 -	1:28.834	+ 5.025	11:04:31.824	6 -	1:32.999	+ 9.190	11:11:47.809
2 -	1:26.737	+ 2.928	11:05:58.561	7 -	1:27.020	+ 3.211	11:13:14.829
3 -	1:26.803	+ 2.994	11:07:25.364	8 -	<b>1:23.809</b>		<b>11:14:38.638</b>
4 -	1:25.048	+ 1.239	11:08:50.412	9 -	1:24.686	+ 0.877	11:16:03.324
5 -	1:24.398	+ 0.589	11:10:14.810	10 -	1:23.912	+ 0.103	11:17:27.236
<b>48</b>	<b>Jamie DICCOX</b>		<b>B</b>	<b>Alfa Romeo 156</b>			
1 -	1:32.925	+ 2.728	11:05:15.849	6 -	1:36.388	+ 6.191	11:13:02.572
2 -	1:32.707	+ 2.510	11:06:48.556	7 -	1:31.995	+ 1.798	11:14:34.567
3 -	1:33.195	+ 2.998	11:08:21.751	8 -	1:32.224	+ 2.027	11:16:06.791
4 -	1:33.711	+ 3.514	11:09:55.462	9 -	<b>1:30.197</b>		<b>11:17:36.988</b>
5 -	1:30.722	+ 0.525	11:11:26.184				
<b>55</b>	<b>Bill BROCKBANK</b>		<b>B</b>	<b>SEAT Ibiza Cupra</b>			
1 -	1:17.562	+ 0.020	11:04:07.746	7 -	1:24.866	+ 7.324	11:12:04.300

Car No 40 please check transponder - Intermittent signal.

Weather / Track : Cloudy / Dry

## Castle Combe Saloon Car Championship

### QUALIFYING - RACE 5 - LAP ANALYSIS

2 -	1:17.819	+ 0.277	11:05:25.565	8 -	1:19.816	+ 2.274	11:13:24.116
3 -	1:18.233	+ 0.691	11:06:43.798	9 -	1:18.588	+ 1.046	11:14:42.704
4 -	1:19.632	+ 2.090	11:08:03.430	10 -	1:18.462	+ 0.920	11:16:01.166
5 -	1:18.104	+ 0.562	11:09:21.534	11 -	<b>1:17.542</b>		<b>11:17:18.708</b>
6 -	1:17.900	+ 0.358	11:10:39.434				
<b>62</b>	<b>Julian ELLISON</b>		<b>B</b>		<b>Volvo S40 T4</b>		
1 -	1:20.712	+ 0.836	11:04:13.627	3 -	1:20.606	+ 0.730	11:06:54.109
2 -	<b>1:19.876</b>		<b>11:05:33.503</b>	4 -	1:43.832 P	+ 23.956	11:08:37.941
<b>65</b>	<b>Martin CHIVERS</b>		<b>C</b>		<b>MG ZR</b>		
1 -	1:29.729	+ 5.981	11:04:54.062	4 -	<b>1:23.748</b>		<b>11:09:08.415</b>
2 -	1:25.847	+ 2.099	11:06:19.909	5 -	1:23.899	+ 0.151	11:10:32.314
3 -	1:24.758	+ 1.010	11:07:44.667				
<b>66</b>	<b>Brian COX</b>		<b>A</b>		<b>Mitsubishi Evo</b>		
1 -	1:20.089	+ 3.133	11:04:45.208	5 -	<b>1:16.956</b>		<b>11:09:54.391</b>
2 -	1:17.544	+ 0.588	11:06:02.752	6 -	1:17.467	+ 0.511	11:11:11.858
3 -	1:17.457	+ 0.501	11:07:20.209	7 -	2:26.053 P	+ 1:09.097	11:13:37.911
4 -	1:17.226	+ 0.270	11:08:37.435				
<b>67</b>	<b>Geoff WADE</b>		<b>C</b>		<b>Honda Integra Type R</b>		
1 -	1:33.276	+ 4.909	11:05:10.824	6 -	1:33.050	+ 4.683	11:12:42.327
2 -	1:29.878	+ 1.511	11:06:40.702	7 -	1:30.785	+ 2.418	11:14:13.112
3 -	1:30.460	+ 2.093	11:08:11.162	8 -	1:31.273	+ 2.906	11:15:44.385
4 -	1:29.367	+ 1.000	11:09:40.529	9 -	<b>1:28.367</b>		<b>11:17:12.752</b>
5 -	1:28.748	+ 0.381	11:11:09.277				
<b>68</b>	<b>Nick MIZEN</b>		<b>C</b>		<b>MG ZR</b>		
1 -	1:27.076	+ 7.029	11:04:59.144	4 -	1:20.301	+ 0.254	11:09:03.297
2 -	1:22.286	+ 2.239	11:06:21.430	5 -	<b>1:20.047</b>		<b>11:10:23.344</b>
3 -	1:21.566	+ 1.519	11:07:42.996	6 -	1:48.398 P	+ 28.351	11:12:11.742
<b>81</b>	<b>David KIFT</b>		<b>C</b>		<b>Peugeot 106 GTi</b>		
1 -	1:26.454	+ 5.655	11:05:03.658	5 -	1:20.943	+ 0.144	11:10:31.675
2 -	1:25.006	+ 4.207	11:06:28.664	6 -	1:23.878	+ 3.079	11:11:55.553
3 -	1:21.269	+ 0.470	11:07:49.933	7 -	1:23.521	+ 2.722	11:13:19.074
4 -	<b>1:20.799</b>		<b>11:09:10.732</b>	8 -	2:07.805 P	+ 47.006	11:15:26.879
<b>85</b>	<b>Kevin BIRD</b>		<b>B</b>		<b>SEAT Leon</b>		
1 -	1:20.603	+ 2.290	11:04:02.953	4 -	1:39.161 P	+ 20.848	11:08:20.343
2 -	1:19.916	+ 1.603	11:05:22.869	5 -	3:11.242	+ 1:52.929	11:11:31.585
3 -	<b>1:18.313</b>		<b>11:06:41.182</b>	6 -	1:55.977 P	+ 37.664	11:13:27.562
<b>91</b>	<b>Gary PREBBLE</b>		<b>B</b>		<b>Rover 220 Coupe</b>		
1 -	1:20.681	+ 2.965	11:04:19.014	6 -	<b>1:17.716</b>		<b>11:10:52.936</b>
2 -	1:19.216	+ 1.500	11:05:38.230	7 -	1:18.386	+ 0.670	11:12:11.322
3 -	1:17.829	+ 0.113	11:06:56.059	8 -	1:20.131	+ 2.415	11:13:31.453
4 -	1:20.875	+ 3.159	11:08:16.934	9 -	1:47.457 P	+ 29.741	11:15:18.910
5 -	1:18.286	+ 0.570	11:09:35.220				
<b>95</b>	<b>Richard MARSH</b>		<b>C</b>		<b>Rover 200</b>		
1 -	1:32.722	+ 6.281	11:04:59.083	6 -	1:30.313	+ 3.872	11:12:22.949
2 -	1:29.136	+ 2.695	11:06:28.219	7 -	1:27.529	+ 1.088	11:13:50.478
3 -	1:28.874	+ 2.433	11:07:57.093	8 -	<b>1:26.441</b>		<b>11:15:16.919</b>
4 -	1:27.610	+ 1.169	11:09:24.703	9 -	1:27.662	+ 1.221	11:16:44.581
5 -	1:27.933	+ 1.492	11:10:52.636				
<b>98</b>	<b>Mark WYATT</b>		<b>B</b>		<b>Vauxhall Astra</b>		
1 -	1:18.250	+ 0.578	11:04:06.282	7 -	1:26.466	+ 8.794	11:12:10.881
2 -	1:18.903	+ 1.231	11:05:25.185	8 -	1:23.244	+ 5.572	11:13:34.125
3 -	1:20.617	+ 2.945	11:06:45.802	9 -	1:20.157	+ 2.485	11:14:54.282
4 -	1:22.233	+ 4.561	11:08:08.035	10 -	1:19.192	+ 1.520	11:16:13.474
5 -	1:18.708	+ 1.036	11:09:26.743	11 -	1:19.013	+ 1.341	11:17:32.487

Car No 40 please check transponder - Intermittent signal.

Weather / Track : Cloudy / Dry

**Castle Combe Saloon Car Championship  
QUALIFYING - RACE 5 - LAP ANALYSIS**

6 -	1:17.672		11:10:44.415			
-----	----------	--	--------------	--	--	--

**Car No 40 please check transponder - Intermittent signal.**

**Weather / Track : Cloudy / Dry**

**www.tsl-timing.com**

Castle Combe  
Circuit Length = 1.8500 miles  
Start: 11:01 End: 11:17



# Castle Combe Saloon Car Championship

## RACE 5 - GRID - AMENDED

ROW 16	1:35.834 4 Jonathan BENTON	27 Neil BOSWELL
ROW 15	1:30.197 48 Jamie DICCOX	1:35.246 19 Eddie BENTON
ROW 14	1:29.063 44 Will BURNS	1:29.224 32 Matt SMITH
ROW 13	1:27.873 3 James KEEPIN	1:28.367 67 Geoff WADE
ROW 12	1:27.250 18 Steve SUTTON	1:27.792 26 Geraldine DUFF
ROW 11	1:26.493 42 Rick ROWLES	1:26.521 15 C HYDE-ANDREWS-BIRD
ROW 10	1:24.505 9 Trevor LONG	1:26.441 95 Richard MARSH
ROW 9	1:23.748 65 Martin CHIVERS	1:23.809 46 Anne KING
ROW 8	1:22.766 33 Darren HAY	1:23.461 40 Adrian SLADE
ROW 7	1:21.272 13 Will DI CLAUDIO	1:22.583 5 R POYNTER-BROWN
ROW 6	1:20.047 68 Nick MIZEN	1:20.799 81 David KIFT
ROW 5	1:19.486 34 Tony HUTCHINGS	1:19.876 62 Julian ELLISON
ROW 4	1:18.554 1 Jason COOPER	1:19.111 30 Tony DOLLEY
ROW 3	1:18.313 85 Kevin BIRD	1:18.317 25 Nick CHARLES
ROW 2	1:17.672 98 Mark WYATT	1:17.716 91 Gary PREBBLE
ROW 1	1:16.956 66 Brian COX	1:17.542 55 Bill BROCKBANK

**Pole**

Castle Combe  
Circuit Length = 1.8500 miles

**These results are provisional until the conclusion of any judicial and technical matters.**

Clerk of Course :

Timekeeper :

# Castle Combe Saloon Car Championship

## RACE 5 - CLASSIFICATION - AMENDED

POS	NO	CL	NAME	ENTRY	LAPS	TIME	GAP	DIFF	MPH	BEST	ON
1	66	A	Brian COX	Mitsubishi Evo	12	15:35.264			85.45	1:16.746	4
2	98	B	Mark WYATT	Vauxhall Astra	12	15:47.477	12.213	12.213	84.35	1:17.419	2
3	25	C	Nick CHARLES	Peugeot 106 GTi	12	16:00.006	24.742	12.529	83.24	1:18.037	5
4	34	B	Tony HUTCHINGS	Audi TT	12	16:04.116	28.852	4.110	82.89	1:18.706	8
5	81	C	David KIFT	Peugeot 106 GTi	12	16:05.761	30.497	1.645	82.75	1:18.879	7
6	13	C	Will DI CLAUDIO	Peugeot 106 GTi	12	16:06.364	31.100	0.603	82.70	1:18.958	5
7	62	B	Julian ELLISON	Volvo S40 T4	12	16:18.594	43.330	12.230	81.66	1:20.241	5
8	68	C	Nick MIZEN	MG ZR	12	16:31.270	56.006	12.676	80.62	1:20.536	4
9	40	C	Adrian SLADE	MG ZR	12	16:36.101	1:00.837	4.831	80.23	1:21.391	11
10	5	D	R POYNTER-BROWN	Vauxhall Corsa	11	15:58.190	1 lap	1 lap	76.45	1:24.703	5
11	27	B	Neil BOSWELL	Rover Tomcat	11	16:07.993	1 lap	9.803	75.68	1:24.362	4
12	15	D	C HYDE-ANDREWS-BIRD	Ford Fiesta	11	16:08.393	1 lap	0.400	75.65	1:25.832	5
13	95	C	Richard MARSH	Rover 200	11	16:18.489	1 lap	10.096	74.87	1:25.187	10
14	18	D	Steve SUTTON	Peugeot 106	11	16:19.087	1 lap	0.598	74.82	1:26.386	10
15	26	D	Geraldine DUFF	Rover 25	11	16:22.622	1 lap	3.535	74.55	1:26.016	10
16	44	D	Will BURNS	Ford Fiesta	11	16:23.001	1 lap	0.379	74.52	1:25.909	10
17	32	C	Matt SMITH	Rover 200vi	11	16:36.927	1 lap	13.926	73.48	1:28.172	11
18	42	B	Rick ROWLES	Honda Civic Type R	11	16:57.366	1 lap	20.439	72.00	1:26.621	7
19	48	B	Jamie DICCOX	Alfa Romeo 156	11	17:08.844	1 lap	11.478	71.20	1:30.151	5
20	19	D	Eddie BENTON	Citroen Saxo	10	16:02.986	2 laps	1 lap	69.16	1:34.202	2
21	4	D	Jonathan BENTON	Citroen Saxo	10	16:08.882	2 laps	5.896	68.73	1:34.444	2

### NOT CLASSIFIED

DNF	55	B	Bill BROCKBANK	SEAT Ibiza Cupra	11	14:27.357	1 lap	0.000	84.46	1:17.065	3
DNF	85	B	Kevin BIRD	SEAT Leon	9	11:52.747	3 laps	2 laps	84.09	1:17.107	8
DNF	3	C	James KEEPIN	MG ZR160	9	13:26.777	3 laps	1:34.030	74.29	1:25.825	6
DNF	65	C	Martin CHIVERS	MG ZR	8	11:13.723	4 laps	1 lap	79.08	1:22.582	6
DNF	67	C	Geoff WADE	Honda Integra Type R	8	11:57.865	4 laps	44.142	74.22	1:26.794	4
DNF	91	B	Gary PREBBLE	Rover 220 Coupe	7	9:38.306	5 laps	1 lap	80.61	1:18.470	2
DNF	1	C	Jason COOPER	Ford Fiesta	0						

### FASTEST LAP

25	C	Nick CHARLES	Peugeot 106 GTi	5	1:18.037	85.34 mph	137.34 kph
5	D	R POYNTER-BROWN	Vauxhall Corsa	5	1:24.703	78.62 mph	126.53 kph
55	B	Bill BROCKBANK	SEAT Ibiza Cupra	3	1:17.065	86.42 mph	139.08 kph
66	A	Brian COX	Mitsubishi Evo	4	1:16.746	86.78 mph	139.65 kph

Car No 62 - Transponder not working  
 Car No 40 - Transponder still intermittent  
 Weather / Track : Cloudy / Dry

Castle Combe  
 Circuit Length = 1.8500 miles  
 Start: 14:31 End: 14:48

These results are provisional until the conclusion of any judicial and technical matters.

Clerk of Course :		Timekeeper :
-------------------	--	--------------

# Castle Combe Saloon Car Championship

## RACE 5 - LAP CHART

Lap 1			Lap 2			Lap 3			Lap 4			Lap 5		
No	Behind	Laptime	No	Behind	Laptime	No	Behind	Laptime	No	Behind	Laptime	No	Behind	Laptime
66		1:23.640	66		1:17.044	66		1:17.169	66		1:16.746	66		1:17.106
98	0.283	1:23.923	98	0.658	1:17.419	55	1.031	1:17.065	55	1.442	1:17.157	19	1 LAP	1:34.518
55	0.773	1:24.413	55	1.135	1:17.406	98	2.772	1:19.283	98	6.083	1:20.057	4	1 LAP	1:35.103
91	1.720	1:25.360	91	3.146	1:18.470	85	7.660	1:19.092	85	8.424	1:17.510	55	2.004	1:17.668
34	2.792	1:26.432	34	5.303	1:19.555	34	8.507	1:20.373	25	11.089	1:18.848	98	6.602	1:17.625
25	3.075	1:26.715	25	5.540	1:19.509	91	8.941	1:22.964	34	12.243	1:20.482	85	9.061	1:17.743
81	3.947	1:27.587	85	5.737	1:18.187	25	8.987	1:20.616	81	12.569	1:19.932	25	12.020	1:18.037
85	4.594	1:28.234	81	6.514	1:19.611	81	9.383	1:20.038	13	14.016	1:19.572	34	14.122	1:18.985
13	5.590	1:29.230	13	8.713	1:20.167	13	11.190	1:19.646	91	16.352	1:24.157	81	14.566	1:19.103
68	6.228	1:29.868	68	9.755	1:20.571	62	13.868	1:20.505	62	17.690	1:20.568	13	15.868	1:18.958
62	6.770	1:30.410	62	10.532	1:20.806	68	13.901	1:21.315	68	17.691	1:20.536	62	20.825	1:20.241
65	8.719	1:32.359	65	14.532	1:22.857	65	20.191	1:22.828	40	25.448	1:21.668	91	21.775	1:22.529
40	9.135	1:32.775	40	14.972	1:22.881	40	20.526	1:22.723	65	26.680	1:23.235	68	21.947	1:21.362
5	11.343	1:34.983	5	20.682	1:26.383	5	30.831	1:27.318	5	40.038	1:25.953	40	30.143	1:21.801
42	13.022	1:36.662	27	24.438	1:26.242	27	33.586	1:26.317	27	41.202	1:24.362	65	32.492	1:22.918
27	15.240	1:38.880	42	25.013	1:29.035	15	36.111	1:27.464	15	45.460	1:26.095	5	47.635	1:24.703
15	15.997	1:39.637	15	25.816	1:26.863	42	37.553	1:29.709	42	47.993	1:27.186	27	48.519	1:24.423
95	16.855	1:40.495	95	26.332	1:26.521	95	38.177	1:29.014	18	49.456	1:27.619	15	54.186	1:25.832
3	18.267	1:41.907	18	28.301	1:26.863	18	38.583	1:27.451	95	49.888	1:28.457	42	58.799	1:27.912
18	18.482	1:42.122	67	29.842	1:27.496	67	40.580	1:27.907	67	50.628	1:26.794	18	59.737	1:27.387
67	19.390	1:43.030	3	32.163	1:30.940	3	44.358	1:29.364	3	55.913	1:28.301	95	1:00.324	1:27.542
26	20.999	1:44.639	26	34.464	1:30.509	26	46.596	1:29.301	26	57.597	1:27.747	67	1:00.987	1:27.465
48	22.325	1:45.965	32	36.505	1:30.931	32	47.613	1:28.277	44	58.767	1:27.264	3	1:05.987	1:27.180
32	22.618	1:46.258	44	38.190	1:31.583	44	48.249	1:27.228	32	59.932	1:29.065	26	1:07.671	1:27.180
44	23.651	1:47.291	48	38.783	1:33.502	48	51.867	1:30.253	48	1:05.654	1:30.533	44	1:08.239	1:26.578
4	24.071	1:47.711	4	41.471	1:34.444	19	59.602	1:34.957				32	1:11.061	1:28.235
19	24.656	1:48.296	19	41.814	1:34.202	4	1:00.057	1:35.755						

Car No 62 - Transponder not working  
 Car No 40 - Transponder still intermittent  
 Weather / Track : Cloudy / Dry

Castle Combe  
 Circuit Length = 1.8500 miles  
 Start: 14:31 End: 14:48

# Castle Combe Saloon Car Championship

## RACE 5 - LAP CHART

Lap 6			Lap 7			Lap 8			Lap 9			Lap 10		
No	Behind	Laptime	No	Behind	Laptime	No	Behind	Laptime	No	Behind	Laptime	No	Behind	Laptime
66		1:17.594	66		1:17.456	66		1:17.452	66		1:17.007	66		1:17.640
48	1 LAP	1:30.151	55	4.478	1:18.829	42	1 LAP	1:26.621	15	1 LAP	1:26.113	5	1 LAP	1:26.241
55	3.105	1:18.695	32	1 LAP	1:29.032	67	1 LAP	1:28.677	55	9.081	1:19.921	27	1 LAP	1:27.057
98	6.788	1:17.780	98	7.059	1:17.727	18	1 LAP	1:28.976	98	9.940	1:19.189	55	9.621	1:18.180
85	9.614	1:18.147	85	10.052	1:17.894	95	1 LAP	1:28.506	85	11.533	1:18.833	98	10.069	1:17.769
25	13.334	1:18.908	25	14.472	1:18.594	3	1 LAP	1:26.373	42	1 LAP	1:29.995	15	1 LAP	1:27.189
34	15.750	1:19.222	48	1 LAP	1:33.579	55	6.167	1:19.141	18	1 LAP	1:28.488	25	20.580	1:20.710
81	16.999	1:20.027	34	17.451	1:19.157	98	7.758	1:18.151	67	1 LAP	1:29.511	34	24.006	1:20.698
19	1 LAP	1:34.615	81	18.422	1:18.879	26	1 LAP	1:27.655	95	1 LAP	1:28.814	81	26.742	1:21.875
13	17.674	1:19.400	13	19.761	1:19.543	44	1 LAP	1:27.477	3	1 LAP	1:28.262	18	1 LAP	1:28.509
4	1 LAP	1:38.204	62	27.740	1:21.237	85	9.707	1:17.107	25	17.510	1:19.190	3	1 LAP	1:28.625
62	23.959	1:20.728	68	30.944	1:21.213	25	15.327	1:18.307	26	1 LAP	1:28.377	95	1 LAP	1:29.111
91	27.107	1:22.926	91	31.551	1:21.900	32	1 LAP	1:28.845	34	20.948	1:19.250	13	28.540	1:22.094
68	27.187	1:22.834	19	1 LAP	1:36.889	34	18.705	1:18.706	44	1 LAP	1:28.688	26	1 LAP	1:28.821
40	34.908	1:22.359	4	1 LAP	1:35.132	81	20.398	1:19.428	81	22.507	1:19.116	44	1 LAP	1:28.565
65	37.480	1:22.582	40	39.633	1:22.181	13	21.657	1:19.348	13	24.086	1:19.436	42	1 LAP	1:36.972
5	55.058	1:25.017	65	42.758	1:22.734	62	30.749	1:20.461	32	1 LAP	1:29.917	62	37.585	1:20.945
27	1:00.794	1:29.869	5	1:02.347	1:24.745	48	1 LAP	1:31.934	62	34.280	1:20.538	32	1 LAP	1:28.998
15	1:02.475	1:25.883	27	1:08.176	1:24.838	68	37.011	1:23.519	68	41.587	1:21.583	68	47.818	1:23.871
42	1:09.383	1:28.178	15	1:11.560	1:26.541	40	44.270	1:22.089	48	1 LAP	1:30.910	40	53.828	1:22.552
67	1:10.378	1:26.985				65	49.516	1:24.210	40	48.916	1:21.653	48	1 LAP	1:31.990
18	1:10.743	1:28.600				19	1 LAP	1:34.698	19	1 LAP	1:34.805			
95	1:11.395	1:28.665				4	1 LAP	1:34.859	4	1 LAP	1:34.591			
3	1:14.218	1:25.825				5	1:09.971	1:25.076						
26	1:16.190	1:26.113				27	1:16.318	1:25.594						
44	1:16.739	1:26.094												

Car No 62 - Transponder not working  
 Car No 40 - Transponder still intermittent  
 Weather / Track : Cloudy / Dry

Castle Combe  
 Circuit Length = 1.8500 miles  
 Start: 14:31 End: 14:48

# Castle Combe Saloon Car Championship

## RACE 5 - LAP CHART

Lap 11			Lap 12		
No	Behind	Laptime	No	Behind	Laptime
66		1:18.213	66		1:18.197
55	10.290	1:18.882	98	12.213	1:20.082
98	10.328	1:18.472	5	1 LAP	1:29.546
19	2 LAPS	1:35.439	25	24.742	1:20.966
5	1 LAP	1:28.225	19	2 LAPS	1:34.567
4	2 LAPS	1:36.844	34	28.852	1:21.815
15	1 LAP	1:26.978	81	30.497	1:20.764
27	1 LAP	1:31.345	13	31.100	1:19.639
25	21.973	1:19.606	27	1 LAP	1:29.066
34	25.234	1:19.441	15	1 LAP	1:29.798
81	27.930	1:19.401	4	2 LAPS	1:36.239
13	29.658	1:19.331	95	1 LAP	1:26.177
95	1 LAP	1:25.187	62	43.330	1:21.564
18	1 LAP	1:26.386	18	1 LAP	1:26.686
26	1 LAP	1:26.016	26	1 LAP	1:26.264
44	1 LAP	1:25.909	44	1 LAP	1:26.324
62	39.963	1:20.591	68	56.006	1:21.937
32	1 LAP	1:29.197	40	1:00.837	1:22.028
68	52.266	1:22.661	32	1 LAP	1:28.172
42	1 LAP	1:37.122	42	1 LAP	1:47.974
40	57.006	1:21.391	48	1 LAP	1:38.632
48	1 LAP	1:31.395			

Car No 62 - Transponder not working  
 Car No 40 - Transponder still intermittent  
 Weather / Track : Cloudy / Dry

Castle Combe  
 Circuit Length = 1.8500 miles  
 Start: 14:31 End: 14:48

Castle Combe Sports & GT Champ iow www.performance-cars.net

**QUALIFYING - RACE 7 - CLASSIFICATION**

POS	NO	CL	NAME	ENTRY	TIME	ON	LAPS	GAP	DIFF	MPH
1	86	A	Andrew SHANLEY	Radical Prosport	1:05.341	8	9			101.92
2	81	A	Josh FISHER	Mantis Sports Racing	1:06.094	7	9	0.753	0.753	100.76
3	23	A	Simon TILLING	Radical SR3 RS	1:06.127	3	8	0.786	0.033	100.71
4	2	A	Darcy SMITH	Radical SR4	1:07.069	6	8	1.728	0.942	99.30
5	13	A	Guy PARR	Nemesis 02	1:07.691	6	8	2.350	0.622	98.38
6	32	A	Norman LACKFORD	Radical Prosport	1:08.948	9	9	3.607	1.257	96.59
7	26	B	Mark FUNNELL	Lotus Exige	1:09.759	3	7	4.418	0.811	95.47
8	33	A	Des ANDREWS	Radical SR3	1:09.797	6	6	4.456	0.038	95.42
9	7	C	Stuart DIXON	Caterham Superlight	1:12.026	5	8	6.685	2.229	92.46
10	11	C	David JONES	Caterham 7	1:12.778	3	8	7.437	0.752	91.51
11	3	A	Josh SMITH	Radical Clubsport	1:13.276	7	8	7.935	0.498	90.88
12	1	I	Nick STARKEY	Caterham Superlight R	1:15.410	3	6	10.069	2.134	88.31
13	85	C	Kevin BIRD	SEAT Leon	1:16.506	8	8	11.165	1.096	87.05
14	20	C	Tim WOODMAN	Caterham 7	1:17.500	7	7	12.159	0.994	85.93
15	44	I	Ron BUSH	Radical SR3	1:17.674	4	7	12.333	0.174	85.74
16	5	C	Keith DUNN	Caterham C400	1:18.108	7	7	12.767	0.434	85.26
17	8	B	Steve PUTT	Mazda RX7	1:18.329	6	7	12.988	0.221	85.02
18	90	C	Luca LORENZINI	Nissan 370Z	1:18.759	5	5	13.418	0.430	84.56
19	40	A	David SMITH	Mallock MK34	1:19.166	6	7	13.825	0.407	84.12
20	91	C	Jordan TRESSON	Nissan 370Z	1:19.797	3	5	14.456	0.631	83.46
21	30	C	Stephen WOOD	Honda CRX	1:29.732	5	6	24.391	9.935	74.22
22	22	A	John AVERY	Mallock P21	1:35.575	2	3	30.234	5.843	69.68

Weather / Track : Cloudy / Dry

These results are provisional until the conclusion of any judicial and technical matters.

Castle Combe  
Circuit Length = 1.8500 miles  
Start: 11:26 End: 11:39

Clerk of Course :

Timekeeper :

**QUALIFYING - RACE 7 - LAP ANALYSIS**

<b>1</b>	<b>Nick STARKEY</b>		<b>I Caterham Superlight R</b>				
1 -	1:18.706	+ 3.296	11:30:07.839	4 -	1:15.648	+ 0.238	11:33:55.699
2 -	1:16.802	+ 1.392	11:31:24.641	5 -	1:15.773	+ 0.363	11:35:11.472
3 -	<b>1:15.410</b>		<b>11:32:40.051</b>	6 -	1:16.434	+ 1.024	11:36:27.906
<b>2</b>	<b>Darcy SMITH</b>		<b>A Radical SR4</b>				
1 -	1:11.217	+ 4.148	11:30:14.567	5 -	1:09.524	+ 2.455	11:34:48.358
2 -	1:09.096	+ 2.027	11:31:23.663	6 -	<b>1:07.069</b>		<b>11:35:55.427</b>
3 -	1:07.403	+ 0.334	11:32:31.066	7 -	1:07.112	+ 0.043	11:37:02.539
4 -	1:07.768	+ 0.699	11:33:38.834	8 -	1:07.249	+ 0.180	11:38:09.788
<b>3</b>	<b>Josh SMITH</b>		<b>A Radical Clubsport</b>				
1 -	1:20.659	+ 7.383	11:30:00.515	5 -	1:13.751	+ 0.475	11:35:02.576
2 -	1:18.126	+ 4.850	11:31:18.641	6 -	1:13.386	+ 0.110	11:36:15.962
3 -	1:15.797	+ 2.521	11:32:34.438	7 -	<b>1:13.276</b>		<b>11:37:29.238</b>
4 -	1:14.387	+ 1.111	11:33:48.825	8 -	1:13.766	+ 0.490	11:38:43.004
<b>5</b>	<b>Keith DUNN</b>		<b>C Caterham C400</b>				
1 -	1:25.559	+ 7.451	11:30:21.072	5 -	1:19.762	+ 1.654	11:35:42.176
2 -	1:21.043	+ 2.935	11:31:42.115	6 -	1:20.063	+ 1.955	11:37:02.239
3 -	1:20.256	+ 2.148	11:33:02.371	7 -	<b>1:18.108</b>		<b>11:38:20.347</b>
4 -	1:20.043	+ 1.935	11:34:22.414				
<b>7</b>	<b>Stuart DIXON</b>		<b>C Caterham Superlight</b>				
1 -	1:22.118	+ 10.092	11:30:19.505	5 -	<b>1:12.026</b>		<b>11:35:16.450</b>
2 -	1:18.153	+ 6.127	11:31:37.658	6 -	1:12.350	+ 0.324	11:36:28.800
3 -	1:13.793	+ 1.767	11:32:51.451	7 -	1:14.113	+ 2.087	11:37:42.913
4 -	1:12.973	+ 0.947	11:34:04.424	8 -	1:12.579	+ 0.553	11:38:55.492
<b>8</b>	<b>Steve PUTT</b>		<b>B Mazda RX7</b>				
1 -	1:20.483	+ 2.154	11:30:12.916	5 -	1:21.398	+ 3.069	11:35:33.592
2 -	1:21.097	+ 2.768	11:31:34.013	6 -	<b>1:18.329</b>		<b>11:36:51.921</b>
3 -	1:18.507	+ 0.178	11:32:52.520	7 -	1:20.760	+ 2.431	11:38:12.681
4 -	1:19.674	+ 1.345	11:34:12.194				
<b>11</b>	<b>David JONES</b>		<b>C Caterham 7</b>				
1 -	1:17.187	+ 4.409	11:30:13.145	5 -	1:16.037	+ 3.259	11:35:11.300
2 -	1:14.541	+ 1.763	11:31:27.686	6 -	1:13.822	+ 1.044	11:36:25.122
3 -	<b>1:12.778</b>		<b>11:32:40.464</b>	7 -	1:13.335	+ 0.557	11:37:38.457
4 -	1:14.799	+ 2.021	11:33:55.263	8 -	1:13.194	+ 0.416	11:38:51.651
<b>13</b>	<b>Guy PARR</b>		<b>A Nemesis 02</b>				
1 -	1:18.365	+ 10.674	11:29:58.423	5 -	1:10.070	+ 2.379	11:34:40.701
2 -	1:13.195	+ 5.504	11:31:11.618	6 -	<b>1:07.691</b>		<b>11:35:48.392</b>
3 -	1:09.438	+ 1.747	11:32:21.056	7 -	1:08.940	+ 1.249	11:36:57.332
4 -	1:09.575	+ 1.884	11:33:30.631	8 -	1:10.610	+ 2.919	11:38:07.942
<b>20</b>	<b>Tim WOODMAN</b>		<b>C Caterham 7</b>				
1 -	1:24.876	+ 7.376	11:30:21.698	5 -	1:17.909	+ 0.409	11:35:37.963
2 -	1:20.849	+ 3.349	11:31:42.547	6 -	1:17.968	+ 0.468	11:36:55.931
3 -	1:18.516	+ 1.016	11:33:01.063	7 -	<b>1:17.500</b>		<b>11:38:13.431</b>
4 -	1:18.991	+ 1.491	11:34:20.054				
<b>22</b>	<b>John AVERY</b>		<b>A Mallock P21</b>				
1 -	1:39.438	+ 3.863	11:34:17.364	3 -	2:03.717 P	+ 28.142	11:37:56.656
2 -	<b>1:35.575</b>		<b>11:35:52.939</b>				
<b>23</b>	<b>Simon TILLING</b>		<b>A Radical SR3 RS</b>				
1 -	1:32.045	+ 25.918	11:30:05.838	5 -	1:09.690	+ 3.563	11:34:41.656
2 -	1:10.339	+ 4.212	11:31:16.177	6 -	1:07.852	+ 1.725	11:35:49.508
3 -	<b>1:06.127</b>		<b>11:32:22.304</b>	7 -	1:09.723	+ 3.596	11:36:59.231
4 -	1:09.662	+ 3.535	11:33:31.966	8 -	1:09.815	+ 3.688	11:38:09.046

Castle Combe  
Circuit Length = 1.8500 miles  
Start: 11:26 End: 11:39

Weather / Track : Cloudy / Dry

Castle Combe Sports & GT Champ iow www.performance-cars.net

QUALIFYING - RACE 7 - LAP ANALYSIS

<b>26</b>	<b>Mark FUNNELL</b>		<b>B Lotus Exige</b>				
1 -	1:25.124	+ 15.365	11:30:40.834	5 -	1:12.605	+ 2.846	11:35:30.597
2 -	1:15.722	+ 5.963	11:31:56.556	6 -	1:10.511	+ 0.752	11:36:41.108
3 -	<b>1:09.759</b>		<b>11:33:06.315</b>	7 -	1:58.772 P	+ 49.013	11:38:39.880
4 -	1:11.677	+ 1.918	11:34:17.992				
<b>30</b>	<b>Stephen WOOD</b>		<b>C Honda CRX</b>				
1 -	1:37.183	+ 7.451	11:30:41.837	4 -	1:31.449	+ 1.717	11:35:18.749
2 -	1:31.774	+ 2.042	11:32:13.611	5 -	<b>1:29.732</b>		<b>11:36:48.481</b>
3 -	1:33.689	+ 3.957	11:33:47.300	6 -	1:30.954	+ 1.222	11:38:19.435
<b>32</b>	<b>Norman LACKFORD</b>		<b>A Radical Prosport</b>				
1 -	1:13.987	+ 5.039	11:29:46.984	6 -	1:10.082	+ 1.134	11:35:44.178
2 -	1:13.064	+ 4.116	11:31:00.048	7 -	1:10.872	+ 1.924	11:36:55.050
3 -	1:11.762	+ 2.814	11:32:11.810	8 -	1:09.858	+ 0.910	11:38:04.908
4 -	1:12.423	+ 3.475	11:33:24.233	9 -	<b>1:08.948</b>		<b>11:39:13.856</b>
5 -	1:09.863	+ 0.915	11:34:34.096				
<b>33</b>	<b>Des ANDREWS</b>		<b>A Radical SR3</b>				
1 -	1:37.982 P	+ 28.185	11:31:02.762	4 -	1:12.600	+ 2.803	11:36:05.731
2 -	2:28.955	+ 1:19.158	11:33:31.717	5 -	1:10.554	+ 0.757	11:37:16.285
3 -	1:21.414	+ 11.617	11:34:53.131	6 -	<b>1:09.797</b>		<b>11:38:26.082</b>
<b>40</b>	<b>David SMITH</b>		<b>A Mallock MK34</b>				
1 -	1:26.027	+ 6.861	11:30:45.527	5 -	1:19.738	+ 0.572	11:36:06.435
2 -	1:22.061	+ 2.895	11:32:07.588	6 -	<b>1:19.166</b>		<b>11:37:25.601</b>
3 -	1:19.678	+ 0.512	11:33:27.266	7 -	1:20.035	+ 0.869	11:38:45.636
4 -	1:19.431	+ 0.265	11:34:46.697				
<b>44</b>	<b>Ron BUSH</b>		<b>I Radical SR3</b>				
1 -	1:39.724	+ 22.050	11:30:50.071	5 -	1:18.557	+ 0.883	11:36:08.169
2 -	1:21.651	+ 3.977	11:32:11.722	6 -	1:17.846	+ 0.172	11:37:26.015
3 -	1:20.216	+ 2.542	11:33:31.938	7 -	1:19.856	+ 2.182	11:38:45.871
4 -	<b>1:17.674</b>		<b>11:34:49.612</b>				
<b>81</b>	<b>Josh FISHER</b>		<b>A Mantis Sports Racing</b>				
1 -	1:12.740	+ 6.646	11:29:44.704	6 -	1:10.821	+ 4.727	11:35:29.377
2 -	1:08.861	+ 2.767	11:30:53.565	7 -	<b>1:06.094</b>		<b>11:36:35.471</b>
3 -	1:10.976	+ 4.882	11:32:04.541	8 -	1:06.539	+ 0.445	11:37:42.010
4 -	1:06.140	+ 0.046	11:33:10.681	9 -	1:07.507	+ 1.413	11:38:49.517
5 -	1:07.875	+ 1.781	11:34:18.556				
<b>85</b>	<b>Kevin BIRD</b>		<b>C SEAT Leon</b>				
1 -	1:31.043	+ 14.537	11:29:57.057	5 -	1:17.488	+ 0.982	11:35:10.931
2 -	1:21.170	+ 4.664	11:31:18.227	6 -	1:17.559	+ 1.053	11:36:28.490
3 -	1:18.473	+ 1.967	11:32:36.700	7 -	1:17.856	+ 1.350	11:37:46.346
4 -	1:16.743	+ 0.237	11:33:53.443	8 -	<b>1:16.506</b>		<b>11:39:02.852</b>
<b>86</b>	<b>Andrew SHANLEY</b>		<b>A Radical Prosport</b>				
1 -	1:09.236	+ 3.895	11:29:40.428	6 -	1:06.249	+ 0.908	11:35:18.680
2 -	1:11.597	+ 6.256	11:30:52.025	7 -	1:07.653	+ 2.312	11:36:26.333
3 -	1:09.292	+ 3.951	11:32:01.317	8 -	<b>1:05.341</b>		<b>11:37:31.674</b>
4 -	1:05.465	+ 0.124	11:33:06.782	9 -	1:07.230	+ 1.889	11:38:38.904
5 -	1:05.649	+ 0.308	11:34:12.431				
<b>90</b>	<b>Luca LORENZINI</b>		<b>C Nissan 370Z</b>				
1 -	1:26.948	+ 8.189	11:30:04.025	4 -	1:21.704	+ 2.945	11:34:10.195
2 -	1:25.387	+ 6.628	11:31:29.412	5 -	<b>1:18.759</b>		<b>11:35:28.954</b>
3 -	1:19.079	+ 0.320	11:32:48.491				
<b>91</b>	<b>Jordan TRESSON</b>		<b>C Nissan 370Z</b>				
1 -	1:28.981	+ 9.184	11:30:07.417	4 -	1:21.142	+ 1.345	11:34:11.623

Weather / Track : Cloudy / Dry




Castle Combe Sports & GT Champ iow [www.performance-cars.net](http://www.performance-cars.net)

**QUALIFYING - RACE 7 - LAP ANALYSIS**

2 -	1:23.267	+ 3.470	11:31:30.684	5 -	1:20.232	+ 0.435	11:35:31.855
3 -	<b>1:19.797</b>		<b>11:32:50.481</b>				

**RACE 7 - GRID**

ROW 11	1:29.732 30 Stephen WOOD	1:35.575 22 John AVERY
ROW 10	1:19.166 40 David SMITH	1:19.797 91 Jordan TRESSON
ROW 9	1:18.329 8 Steve PUTT	1:18.759 90 Luca LORENZINI
ROW 8	1:17.674 44 Ron BUSH	1:18.108 5 Keith DUNN
ROW 7	1:16.506 85 Kevin BIRD	1:17.500 20 Tim WOODMAN
ROW 6	1:13.276 3 Josh SMITH	1:15.410 1 Nick STARKEY
ROW 5	1:12.026 7 Stuart DIXON	1:12.778 11 David JONES
ROW 4	1:09.759 26 Mark FUNNELL	1:09.797 33 Des ANDREWS
ROW 3	1:07.691 13 Guy PARR	1:08.948 32 Norman LACKFORD
ROW 2	1:06.127 23 Simon TILLING	1:07.069 2 Darcy SMITH
ROW 1	1:05.341 86 Andrew SHANLEY	1:06.094 81 Josh FISHER
<b>Pole</b>		
		

Castle Combe  
Circuit Length = 1.8500 miles

**These results are provisional until the conclusion of any judicial and technical matters.**

Clerk of Course :		Timekeeper :

Castle Combe Sports & GT Champ iaw www.performance-cars.net

**RACE 7 - CLASSIFICATION**

POS	NO	CL	NAME	ENTRY	LAPS	TIME	GAP	DIFF	MPH	BEST	ON
1	23	A	<b>Simon TILLING</b>	Radical SR3 RS	15	16:47.334			99.17	1:05.238	10
2	81	A	<b>Josh FISHER</b>	Mantis Sports Racing	15	16:47.577	<b>0.243</b>	0.243	99.14	1:05.933	5
3	13	A	<b>Guy PARR</b>	Nemesis 02	15	17:00.804	<b>13.470</b>	13.227	97.86	1:06.751	12
4	2	A	<b>Darcy SMITH</b>	Radical SR4	15	17:01.148	<b>13.814</b>	0.344	97.83	1:06.665	15
5	32	A	<b>Norman LACKFORD</b>	Radical Prosport	15	17:26.022	<b>38.688</b>	24.874	95.50	1:08.380	11
6	26	B	<b>Mark FUNNELL</b>	Lotus Exige	15	17:53.497	<b>1:06.163</b>	27.475	93.06	1:08.797	4
7	5	C	<b>Keith DUNN</b>	Caterham C400	14	16:59.170	<b>1 lap</b>	1 lap	91.48	1:11.716	10
8	7	C	<b>Stuart DIXON</b>	Caterham Superlight	14	17:09.214	<b>1 lap</b>	10.044	90.59	1:12.431	4
9	11	C	<b>David JONES</b>	Caterham 7	14	17:11.384	<b>1 lap</b>	2.170	90.40	1:12.129	6
10	3	A	<b>Josh SMITH</b>	Radical Clubsport	14	17:12.021	<b>1 lap</b>	0.637	90.34	1:12.127	13
11	33	A	<b>Des ANDREWS</b>	Radical SR3	14	17:26.657	<b>1 lap</b>	14.636	89.08	1:11.556	13
12	1	I	<b>Nick STARKEY</b>	Caterham Superlight R	14	17:54.723	<b>1 lap</b>	28.066	86.75	1:14.818	3
13	20	C	<b>Tim WOODMAN</b>	Caterham 7	14	18:02.751	<b>1 lap</b>	8.028	86.11	1:15.243	13
14	40	A	<b>David SMITH</b>	Mallock MK34	13	17:00.698	<b>2 laps</b>	1 lap	84.82	1:15.930	13
15	44	I	<b>Ron BUSH</b>	Radical SR3	13	17:10.900	<b>2 laps</b>	10.202	83.98	1:12.983	13
16	90	C	<b>Luca LORENZINI</b>	Nissan 370Z	13	17:28.468	<b>2 laps</b>	17.568	82.57	1:18.176	9
17	91	C	<b>Jordan TRESSON</b>	Nissan 370Z	13	17:29.932	<b>2 laps</b>	1.464	82.46	1:18.160	9

NOT CLASSIFIED

DNF	86	A	<b>Andrew SHANLEY</b>	Radical Prosport	8	10:34.332	<b>7 laps</b>	5 laps	83.99	1:05.945	5
DNF	8	B	<b>Steve PUTT</b>	Mazda RX7	8	10:57.573	<b>7 laps</b>	23.241	81.02	1:16.397	5
DNF	22	A	<b>John AVERY</b>	Mallock P21	3	4:10.003	<b>12 laps</b>	5 laps	79.91	1:19.263	2

FASTEST LAP

23	A	<b>Simon TILLING</b>	Radical SR3 RS	10	1:05.238	102.08 mph	164.29 kph
5	C	<b>Keith DUNN</b>	Caterham C400	10	1:11.716	92.86 mph	149.45 kph
26	B	<b>Mark FUNNELL</b>	Lotus Exige	4	1:08.797	96.80 mph	155.79 kph
44	I	<b>Ron BUSH</b>	Radical SR3	13	1:12.983	91.25 mph	146.85 kph

Weather / Track : Cloudy / Dry

These results are provisional until the conclusion of any judicial and technical matters.

Castle Combe  
Circuit Length = 1.8500 miles  
Start: 15:36 End: 15:54

Clerk of Course :	Timekeeper :
-------------------	--------------

RACE 7 - LAP CHART

Lap 1			Lap 2			Lap 3			Lap 4			Lap 5		
No	Behind	Laptime	No	Behind	Laptime	No	Behind	Laptime	No	Behind	Laptime	No	Behind	Laptime
86		1:11.635	86		1:07.083	86		1:06.575	86		1:06.743	86		1:05.945
81	0.268	1:11.903	81	0.351	1:07.166	81	0.300	1:06.524	81	0.220	1:06.663	81	0.208	1:05.933
13	2.193	1:13.828	13	3.050	1:07.940	13	4.119	1:07.644	13	4.756	1:07.380	13	6.328	1:07.517
2	2.837	1:14.472	2	3.754	1:08.000	2	4.877	1:07.698	2	5.794	1:07.660	2	7.364	1:07.515
32	4.319	1:15.954	32	6.961	1:09.725	23	7.168	1:06.675	23	6.756	1:06.331	23	7.672	1:06.861
23	5.150	1:16.785	23	7.068	1:09.001	32	10.780	1:10.394	32	13.259	1:09.222	32	15.862	1:08.548
26	7.301	1:18.936	26	9.543	1:09.325	26	11.844	1:08.876	26	13.898	1:08.797	26	16.788	1:08.835
5	7.676	1:19.311	5	13.505	1:12.912	5	19.130	1:12.200	5	24.424	1:12.037	5	30.717	1:12.238
7	9.316	1:20.951	7	15.590	1:13.357	7	22.271	1:13.256	7	27.959	1:12.431	7	34.772	1:12.758
1	9.960	1:21.595	11	17.878	1:13.727	11	24.314	1:13.011	11	30.612	1:13.041	11	37.412	1:12.745
11	11.234	1:22.869	1	18.340	1:15.463	3	25.836	1:13.847	3	31.903	1:12.810	3	39.099	1:13.141
3	11.514	1:23.149	3	18.564	1:14.133	1	26.583	1:14.818	1	36.362	1:16.522	1	45.904	1:15.487
33	12.978	1:24.613	33	19.359	1:13.464	33	26.819	1:14.035	44	40.142	1:14.843	44	49.499	1:15.302
44	14.591	1:26.226	44	23.456	1:15.948	44	32.042	1:15.161	33	46.792	1:26.716	33	54.116	1:13.269
20	15.445	1:27.080	20	25.251	1:16.889	20	35.162	1:16.486	20	47.368	1:18.949	20	57.591	1:16.168
8	15.737	1:27.372	8	26.066	1:17.412	8	36.591	1:17.100	8	47.981	1:18.133	8	58.433	1:16.397
22	16.479	1:28.114	22	28.659	1:19.263	40	39.290	1:16.961	40	50.239	1:17.692	40	1:01.436	1:17.142
40	17.266	1:28.901	40	28.904	1:18.721	22	44.710	1:22.626	90	57.954	1:19.198			
90	18.808	1:30.443	90	31.916	1:20.191	90	45.499	1:20.158	91	58.660	1:19.112			
91	19.754	1:31.389	91	32.734	1:20.063	91	46.291	1:20.132						

RACE 7 - LAP CHART

Lap 6			Lap 7			Lap 8			Lap 9			Lap 10		
No	Behind	Laptime	No	Behind	Laptime	No	Behind	Laptime	No	Behind	Laptime	No	Behind	Laptime
81		1:06.497	81		1:08.018	81		1:07.058	81		1:07.086	81		1:06.034
86	4.211	1:10.916	8	1 LAP	1:18.081	23	5.827	1:07.388	33	1 LAP	1:13.154	23	3.704	1:05.238
90	1 LAP	1:20.832	40	1 LAP	1:16.967	13	8.850	1:09.173	23	4.500	1:05.759	13	10.224	1:07.284
91	1 LAP	1:20.788	23	5.497	1:06.179	20	1 LAP	1:17.822	1	1 LAP	1:16.296	33	1 LAP	1:13.659
13	6.978	1:07.355	13	6.735	1:07.775	2	10.346	1:08.592	13	8.974	1:07.210	2	11.350	1:07.205
23	7.336	1:06.369	2	8.812	1:08.408	40	1 LAP	1:20.881	2	10.179	1:06.919	1	1 LAP	1:16.169
2	8.422	1:07.763	90	1 LAP	1:20.397	8	1 LAP	1:23.900	20	1 LAP	1:16.492	32	26.920	1:09.487
32	17.813	1:08.656	32	18.887	1:09.092	32	21.746	1:09.917	32	23.467	1:08.807	20	1 LAP	1:16.277
26	19.811	1:09.728	91	1 LAP	1:20.918	26	27.255	1:11.353	86	1 LAP	2:16.094 P	26	38.304	1:11.952
5	35.983	1:11.971	26	22.960	1:11.167	90	1 LAP	1:19.024	40	1 LAP	1:18.596	40	1 LAP	1:16.959
7	40.988	1:12.921	86	25.534	1:29.341	91	1 LAP	1:19.232	26	32.386	1:12.217	90	1 LAP	1:18.176
11	42.836	1:12.129	5	40.366	1:12.401	44	1 LAP	1:54.252	90	1 LAP	1:19.278	91	1 LAP	1:18.160
3	45.122	1:12.728	7	45.795	1:12.825	5	45.573	1:12.265	91	1 LAP	1:19.187	5	56.414	1:11.716
1	55.402	1:16.203	11	47.162	1:12.344	7	51.202	1:12.465	44	1 LAP	1:18.838	44	1 LAP	1:16.336
44	56.834	1:14.040	3	49.247	1:12.143	11	52.395	1:12.291	8	1 LAP	1:39.178	7	1:03.741	1:12.835
33	1:00.049	1:12.638	33	1:04.394	1:12.363	3	54.934	1:12.745	5	50.732	1:12.245	11	1:05.380	1:13.658
20	1:07.316	1:16.430	1	1:06.812	1:19.428				7	56.940	1:12.824			
									11	57.756	1:12.447			
									3	1:00.549	1:12.701			

RACE 7 - LAP CHART

Lap 11			Lap 12			Lap 13			Lap 14			Lap 15		
No	Behind	Laptime	No	Behind	Laptime	No	Behind	Laptime	No	Behind	Laptime	No	Behind	Laptime
81		1:06.572	81		1:08.747	81		1:06.162	81		1:05.998	23		1:06.523
3	1 LAP	1:12.960	90	2 LAPS	1:20.976	23	0.324	1:05.494	23	0.450	1:06.124	81	0.243	1:07.216
23	3.587	1:06.455	91	2 LAPS	1:19.930	44	2 LAPS	1:14.692	40	2 LAPS	1:17.512	5	1 LAP	1:13.384
13	10.608	1:06.956	23	0.992	1:06.152	7	1 LAP	1:13.501	5	1 LAP	1:12.070	40	2 LAPS	1:15.930
2	11.848	1:07.070	7	1 LAP	1:13.273	11	1 LAP	1:13.373	13	12.862	1:07.921	13	13.470	1:07.581
33	1 LAP	1:13.829	11	1 LAP	1:13.613	13	10.939	1:08.489	2	14.122	1:08.230	2	13.814	1:06.665
1	1 LAP	1:15.882	3	1 LAP	1:13.141	2	11.890	1:08.200	7	1 LAP	1:12.952	7	1 LAP	1:12.865
32	28.728	1:08.380	13	8.612	1:06.751	3	1 LAP	1:14.160	44	2 LAPS	1:15.226	44	2 LAPS	1:12.983
20	1 LAP	1:15.920	2	9.852	1:06.751	90	2 LAPS	1:21.824	11	1 LAP	1:13.109	11	1 LAP	1:13.027
26	44.055	1:12.323	33	1 LAP	1:12.368	91	2 LAPS	1:22.009	3	1 LAP	1:12.127	3	1 LAP	1:12.236
40	1 LAP	1:17.057	32	28.624	1:08.643	33	1 LAP	1:11.925	90	2 LAPS	1:18.665	32	38.688	1:10.627
5	1:02.288	1:12.446	1	1 LAP	1:17.079	32	31.064	1:08.602	91	2 LAPS	1:18.755	33	1 LAP	1:13.068
44	1 LAP	1:17.053	20	1 LAP	1:16.235	1	1 LAP	1:17.161	33	1 LAP	1:11.556	90	2 LAPS	1:19.306
			26	47.228	1:11.920	26	53.722	1:12.656	32	35.034	1:09.968	91	2 LAPS	1:20.257
			40	1 LAP	1:17.379	20	1 LAP	1:16.798	1	1 LAP	1:16.352	26	1:06.163	1:13.364
			5	1:05.515	1:11.974				26	59.772	1:12.048	1	1 LAP	1:16.268
									20	1 LAP	1:15.243	20	1 LAP	1:15.962